

Catering Commodities Benchmark Report

Commissioned For

Example Report **(For Demonstration Purposes Only)**

Purchasing Period

June 2011

By



CPI – The Independent Catering Benchmark



Table of Contents

<i>Description</i>	<i>Page No.</i>
Summary of Results	3-12
Group Summary	13-21
Shopping Basket Comparison Report	22-56

CATERING PRICE INDEX



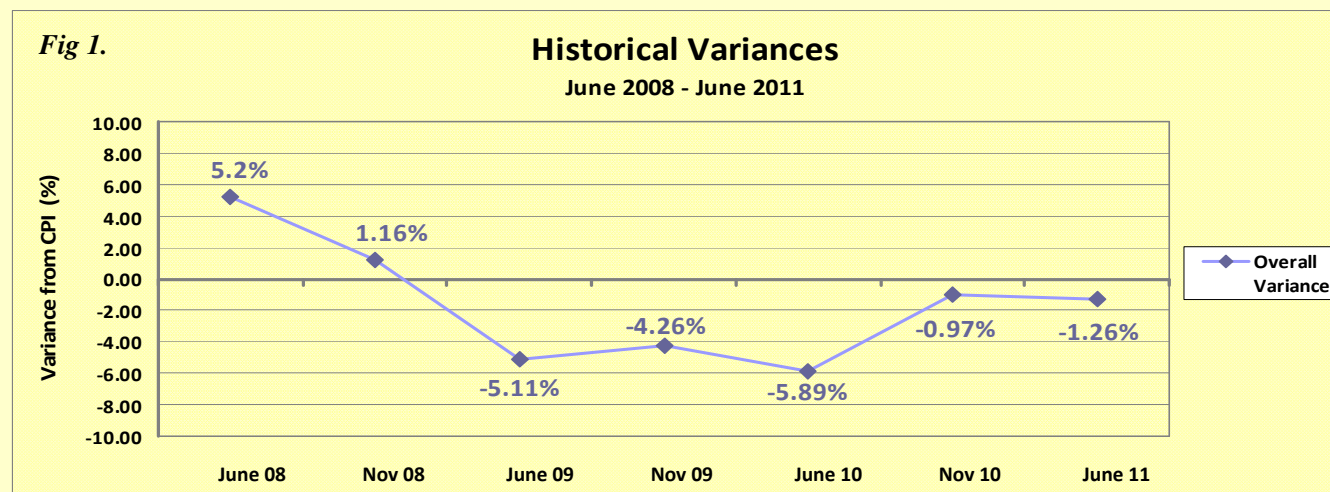
Summary Report

The overall variance is 1.26% below the CPI benchmark, based on the June 2011 index.

Of the 398 items featured within this report, 255 (64%) registered above the CPI benchmark, whereas 143 (36%) proved more competitive than the CPI equivalent. In consideration of the monthly volumes provided, the potential savings among those items registering above the CPI benchmark amounted to £9,949.61. Projected over a year, this amounts to a potential saving of £119,395.32.

303 of the 398 items within this report (76%) also featured within the previous report, from November 2010, which showed an overall variance of 0.97% below CPI values.

Fig 1 shows the historical overall variances since reporting began in June 2008.



The overall variance has fallen marginally by 0.29% between the November 2010 and June 2011 reports. This is primarily due to a combination of significant changes to the prices and volumes for many high-spend items within the meat & fish group, and the relatively high turnover of items between the two reports within this group, which has led to the introduction of many new items registering below the CPI benchmark. The fall observed in overall variance has, however, been partially offset by significant price and volume changes within the confectionery & drinks and groceries groups.

Fig 2.

Overall Spend Levels

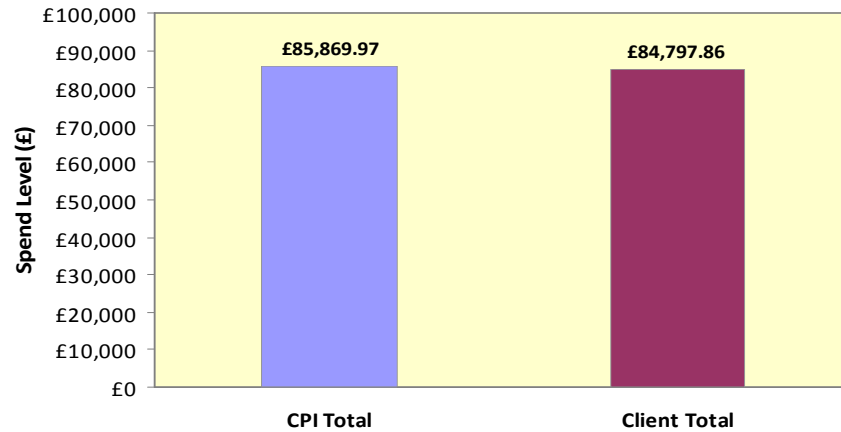
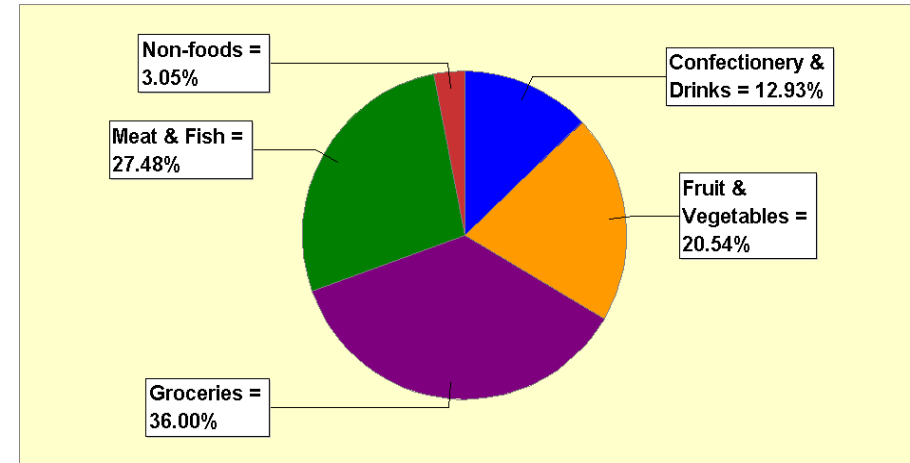


Fig 3.

Spend proportions



This report was compiled from electronic data for the month of June 2011 supplied by [Contractor] on behalf of [Client]. The vast majority of items supplied by 3663 and Dairy Crest have been matched exactly against those suppliers' product codes. Elsewhere, the best possible match has been derived from the description and item specifications given, with branded items matched exactly by brand.

Fig 2 shows the difference between the actual spend by [Client] and what it would be at CPI prices.

Fig 3 shows how the total spend divided among the major product groups within the sample benchmarked. The distribution is similar to that of the previous report, with the largest proportion of expenditure again accounted for by groceries at 36%, up slightly from 34.2%. The meat & fish and fruit & vegetables groups both account for a slightly lower proportion of expenditure than in the previous report at 27.48% and 20.54% respectively, whilst the proportion of the sample accounted for by confectionery & drinks has almost doubled, moving from 6.75% to 12.93%.

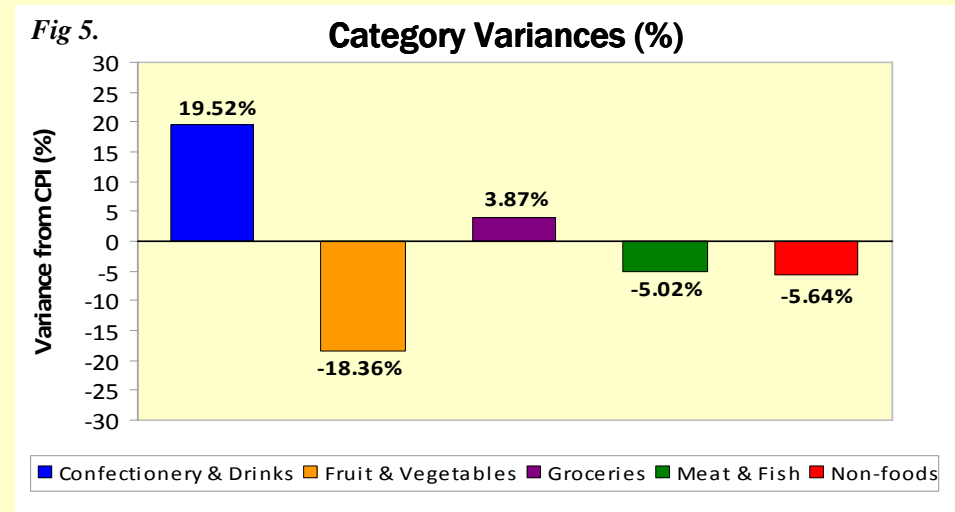
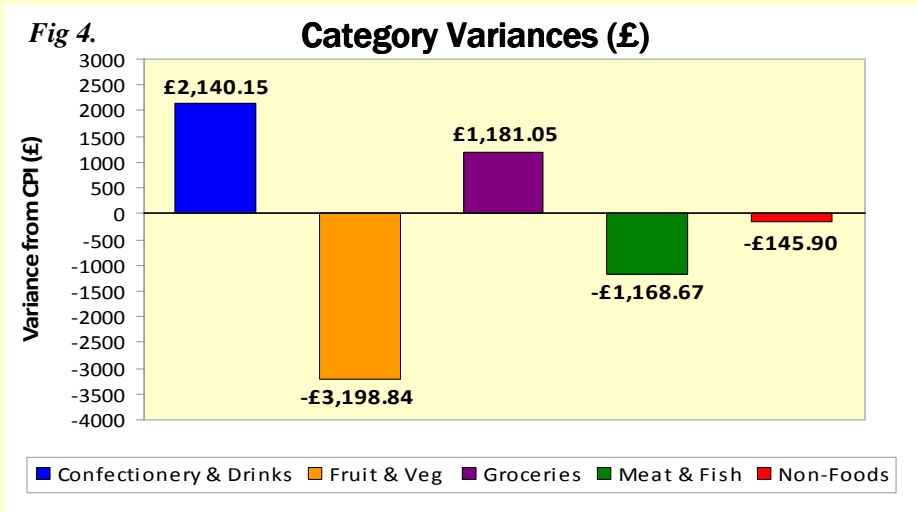


Fig 4 shows the cash variance with respect to CPI prices for the different product groups. As in the previous report, the greatest savings with respect to the CPI benchmark are within the fruit & vegetables group, which now registers at £3,198.84 below CPI values.

Conversely, the group with the greatest potential for savings is now confectionery & drinks, which registers at £2,140.15 above CPI values, representing a significant increase since the previous report. Amongst the items primarily contributing towards this result are; Harrogate still mineral water (*Simple Simon - HSSTIL01*) at £147.84 above CPI values, Wrigleys' Orbit assorted gum (*3663 - 91582 / 86249*) at £135.75, and fresh orange juice (*Simple Simon - JOGPOJ06*) at £135.32.

Fig 5 shows the percentage variance with respect to CPI values for each of the different product groups.

Figs 6-10 represent the cash variance with respect to CPI for selected items within each group.

In assessing the areas where savings have been made, and those where there is potential for further savings, it is important to consider the amount spent on each product in conjunction with the percentage variance above or below the benchmark. Considered in these terms, the items that have shown the greatest savings with respect to CPI include Scottish salmon fillets (*Daily Fish Supplies - 01S3010205*) at £3,103.44 below CPI values, button mushrooms (*Fresh Direct - 40013*) at £837 below CPI, juicing oranges (*Fresh Direct - 110315*) at £480.18 below CPI, and English strawberries (*Mash Purveyors - 1388*) at £469.55 below CPI. The juicing oranges also featured in the previous report amongst the items showing the greatest savings with respect to CPI values.

The items representing the greatest potential for savings include whole fresh chickens (*Rare - CH01*) at £466.43 above CPI values, English minced lamb (*Rare - LB28*) at £362.60 above CPI, and Dutch rindless back bacon (*Rare - BA10*) at £298.78 above CPI, along with the aforementioned confectionery & drinks items.

Fig 6. Meat & Fish variances

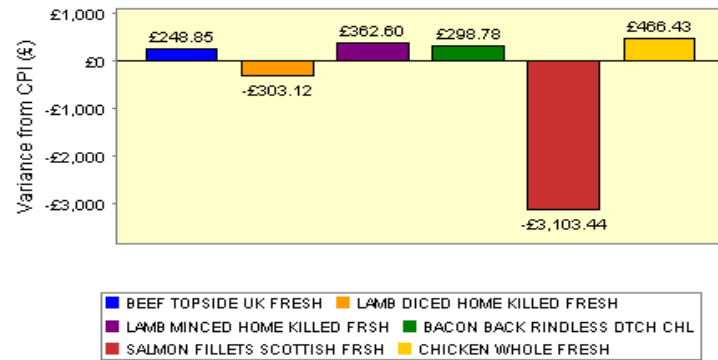


Fig 7. Groceries variances

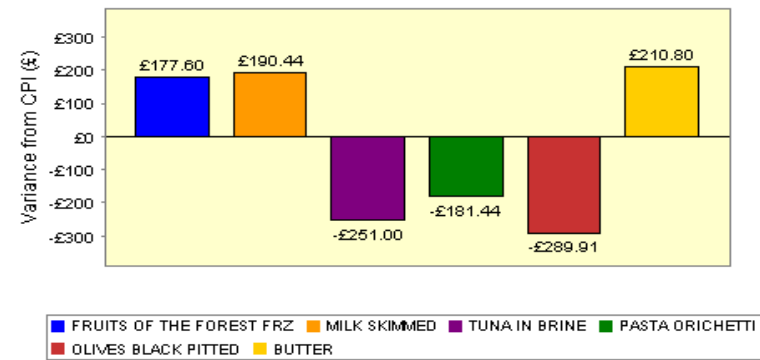


Fig 8. Fruit & Vegetables variances

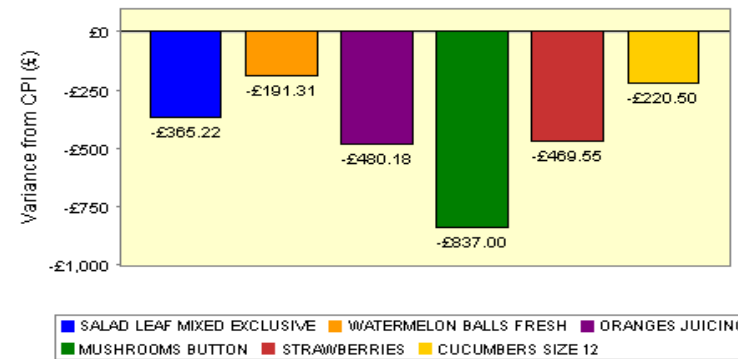


Fig 9. Confectionery & Drinks variances

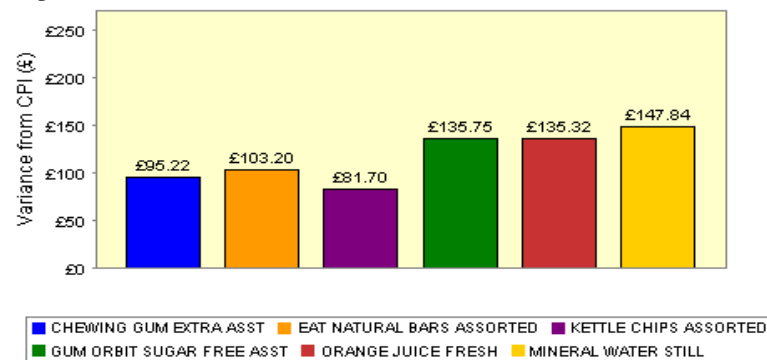
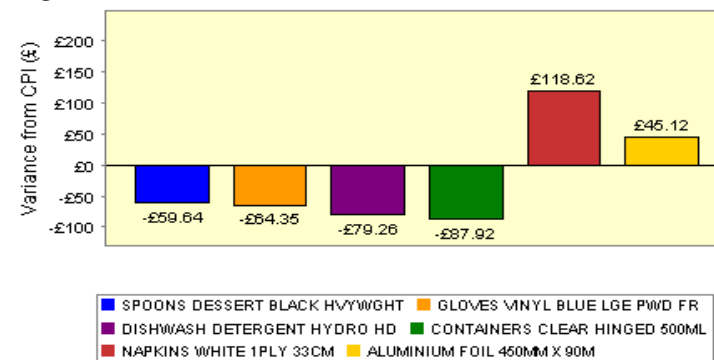


Fig 10. Non-foods variances



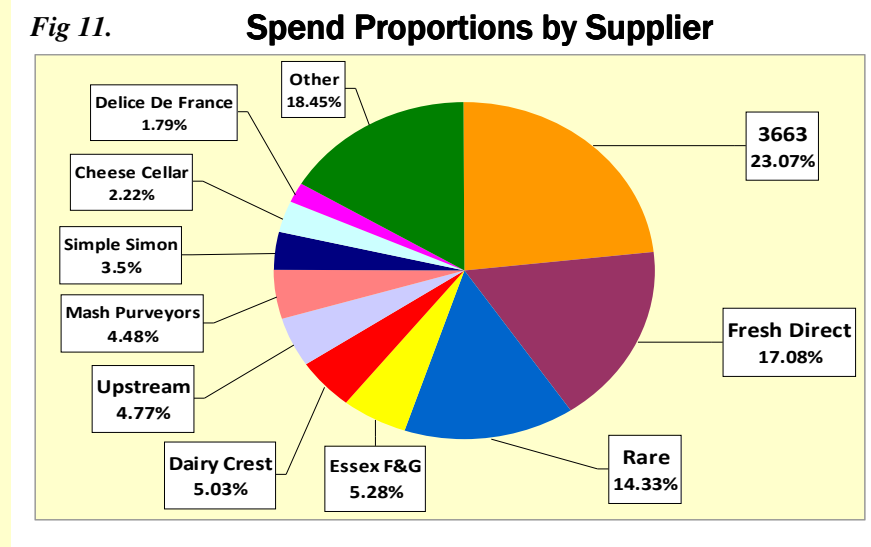
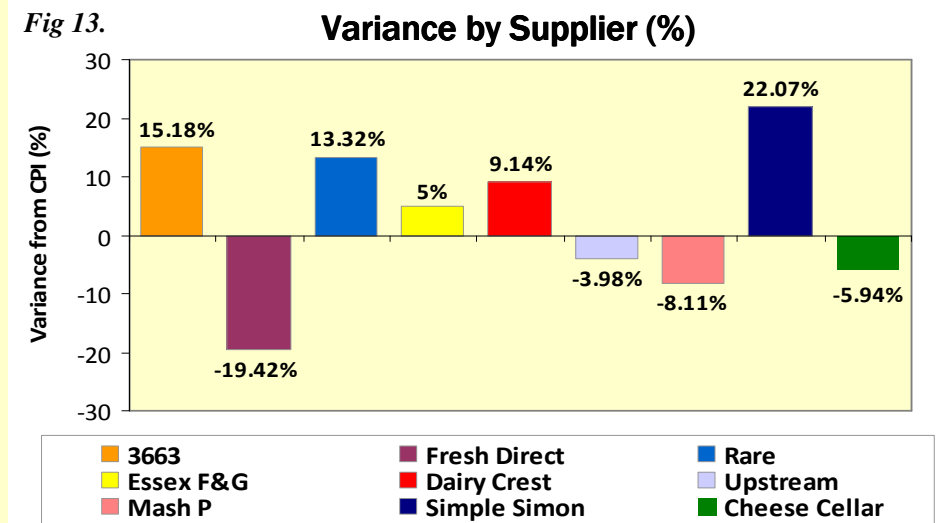
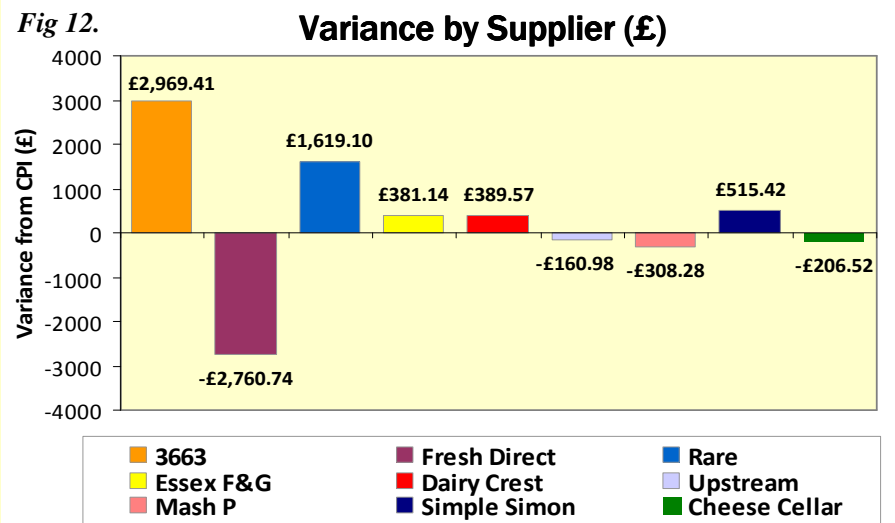


Fig 11 above shows how the total spend divided amongst [the Client's] suppliers within the sample benchmarked. Items purchased from 3663, Fresh Direct and Rare accounted for more than half of the total spend.

Figs 12 & 13 represent the overall cash and percentage variances with respect to CPI prices for each of the main suppliers. As observed within the previous report, when considered in terms of both cash variance and percentage variance, the greatest savings with respect to CPI values have been made with items purchased from Fresh Direct. Conversely, when considered in terms of cash variance, purchasing conducted with 3663 represented the greatest potential for savings; although when considered purely in percentage terms, items purchased through Simple Simon registered the highest variance above the CPI benchmark, at 22.07%, despite the relatively low proportion of the total spend these items represented.



Example Purposes Only June 2011

Meat & Fish

Fig 14 below shows the variances observed within the meat & fish group since reporting began in June 2008.

The proportion of the total spend accounted for by this grouping has remained relatively constant since reporting began, consistently registering between 23% and 28%, enabling it to have a significant impact in determining the overall variance. Nevertheless, the trajectory of the variances observed within this group has been volatile since reporting began, and this figure has now fallen markedly by 8.91% since November 2010. Collectively, the changes within this group represent the most significant factor in driving the fall in overall variance.

The significant decrease in group variance can be attributed to a combination of factors, which include the relatively high turnover of items within the group, as only 28 of the 71 items also featured within the previous report, which has led to the introduction of many new meat & fish items registering below CPI. Another factor is the significant changes observed in the prices and, in particular, volumes purchased of these common items, which includes:

Scottish Salmon Fillets (Daily Fish Supplies - 01S3010205)

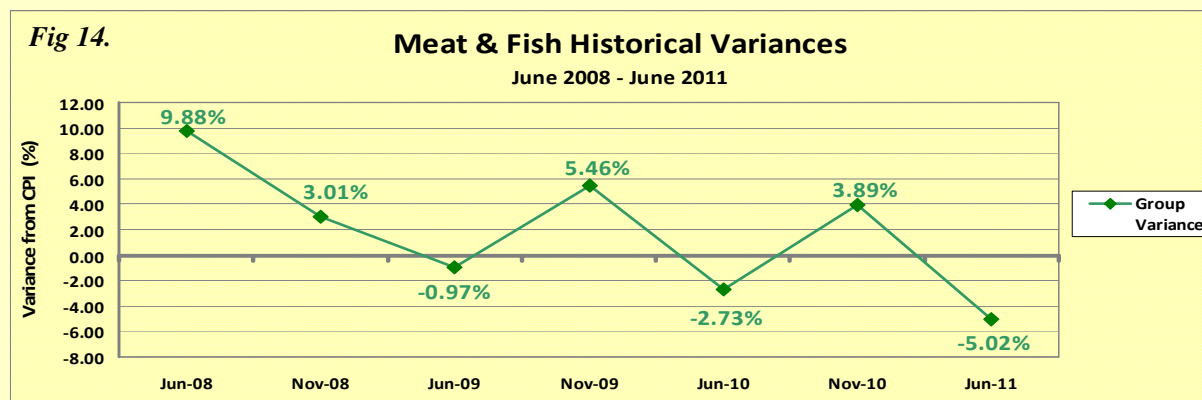
The [Client] price has decreased by 53% with a change in supplier, whereas the CPI price has also decreased, albeit only by 38%. Additionally, the volumes of this item purchased have increased more than threefold. The changes observed with this high-spend item, which now registers at 93.8% below the CPI benchmark, represent by far the most significant downward pressure upon the group and overall variance.

Gilthead Bream (Upstream – GBR)

The [Client] price has decreased marginally, whereas the CPI price has increased marginally. However, more significantly, the volumes purchased of this item have fallen by 88%. As this item still registers a high variance above CPI (20.59%), these changes in volume have further exacerbated the fall in variance observed within the group.

Dutch Rindless Back Bacon (Rare - BA10)

The [Client] price and CPI price have both increased marginally, with the variance remaining at around 27% above the CPI benchmark, though the volumes of this item purchased by [the Client] have more than doubled. This has made a notable impact in partially offsetting the fall in group and overall variance, which would have otherwise been far greater.



Example Purposes Only June 2011

Groceries

Fig 15 below outlines the variances observed within the groceries group since June 2008.

Since reporting began, this group has consistently accounted for the highest proportion of the total spend, between 32% and 43%, and therefore has a significant role in determining the overall variance. However, the variance observed within this group has remained fairly consistent since reporting began, never reaching more than 5.32% above CPI.

Nevertheless, the slight increase in variance within this group, primarily driven by changes to the [Client] and CPI prices and, to a lesser extent, the volumes purchased for many items common to this and the previous report, has had a notable effect in partially offsetting the fall in the overall variance observed since November 2010.

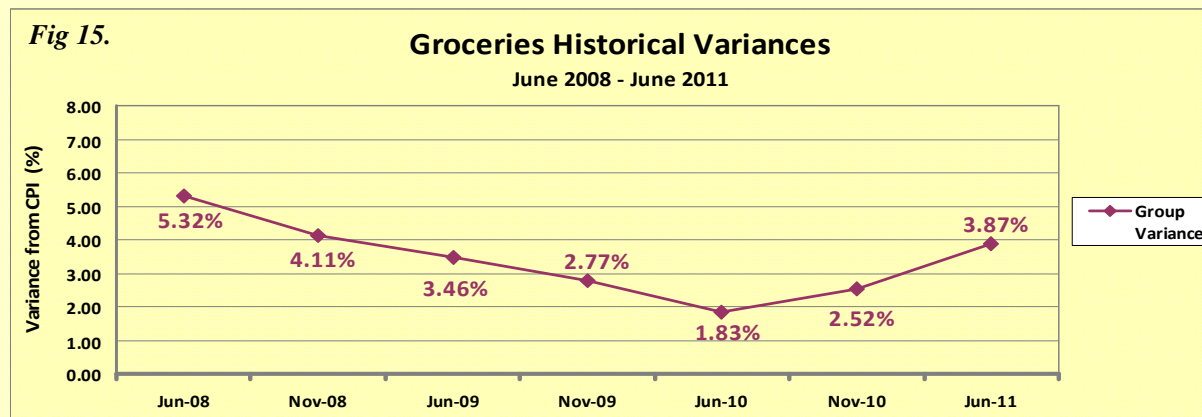
Among the most significant changes affecting the results since the previous report are:

Country Life Butter (Dairy Crest – 2526)

The [Client] price has increased by 34%, whereas the CPI price has decreased by 19%. The volumes purchased have decreased marginally, though this remains one of the highest spend items within the group. As a result, the price changes have made a notable impact in driving the increase in group variance, whilst also partially offsetting the fall in overall variance.

Tuna In Brine (Essex Flour & Grain – 1172A)

The [Client] price has decreased by 28% with a change in supplier, whereas the CPI price has increased by 89%. The volumes purchased have also increased nearly threefold, increasing the impact of this item in partially offsetting the rise in group variance.



Example Purposes Only June 2011

Fruit & Vegetables

Fig 16 outlines the variance for fruit & vegetables since reporting began in June 2008.

The proportion of the total spend accounted for by this grouping has increased steadily since reporting began, rising from 7% in June 2008 to just over 20% in June 2011, with its impact upon the overall variance growing concurrently. It has consistently shown a variance below the CPI benchmark, with a further decrease of 1.38% observed since the previous report.

The slight decrease in group variance observed between November 2010 and June 2011 has primarily been due to changes in the [Client] and CPI prices for a single item.

Among the most significant changes affecting the results since the previous report are:

Juicing Oranges (Fresh Direct - 110315)

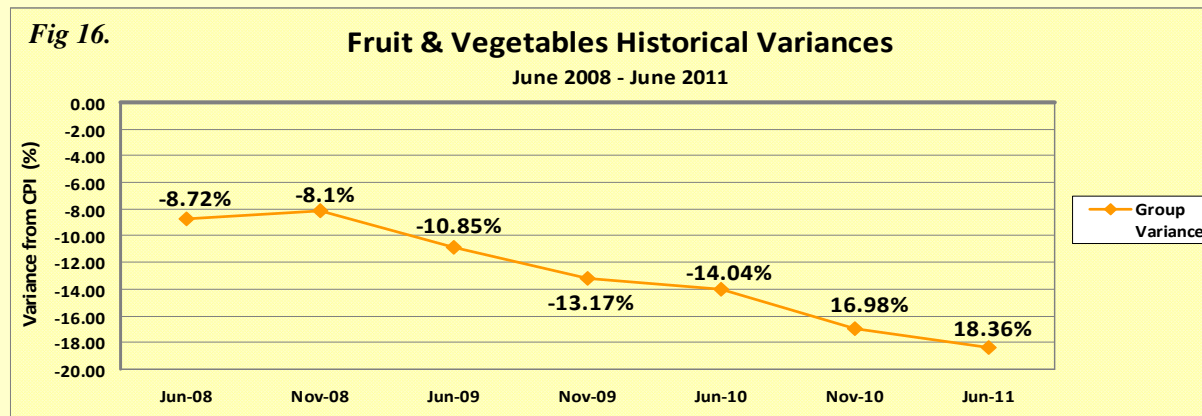
The [Client] price has increased by 5%, though the CPI price has increased further, by 25%. Meanwhile, the volumes purchased of this item have also increased marginally, and it remains the highest spend item within the shopping basket. Resultantly, this item represents the most significant factor driving the decrease in the group variance, and a notable factor in driving the fall in overall variance.

Yellow Pitahayas (SFD - 01PIT01)

This item was amongst those included in the sample for benchmarking for November 2010, but not in June 2011. As a high-spend item previously showing a variance significantly above CPI, its exclusion has also contributed towards the fall in group variance.

Dutch Blackberries (Mash Purveyors - 353)

The [Client] price has increased by 21%, whereas the CPI price has decreased by 15%. The volumes purchased have also increased marginally. As a result of these changes, this item has made a notable impact in partially offsetting the fall in group variance.



Example Purposes Only
June 2011

Confectionery & Drinks

Fig 17 represents the variance for confectionery & drinks since reporting began in June 2008.

This group has consistently accounted for less than 15% of the total spend, though as the changes within this group have led to a further increase in variance of over 5%, it actually represents the most significant factor in offsetting what would otherwise have been a greater decrease in overall variance.

Among the most significant changes affecting the results since the previous report are:

Harrogate Still Mineral Water (Simple Simon - HSSTIL01)

The [Client] price has increased by 13%, whereas the CPI price has decreased marginally. The volumes purchased have also increased marginally, increasing the impact of this high-spend item in driving the rise in group variance and in partially offsetting the fall in overall variance.

Fresh Orange Juice (Simple Simon - JOGPOJ06)

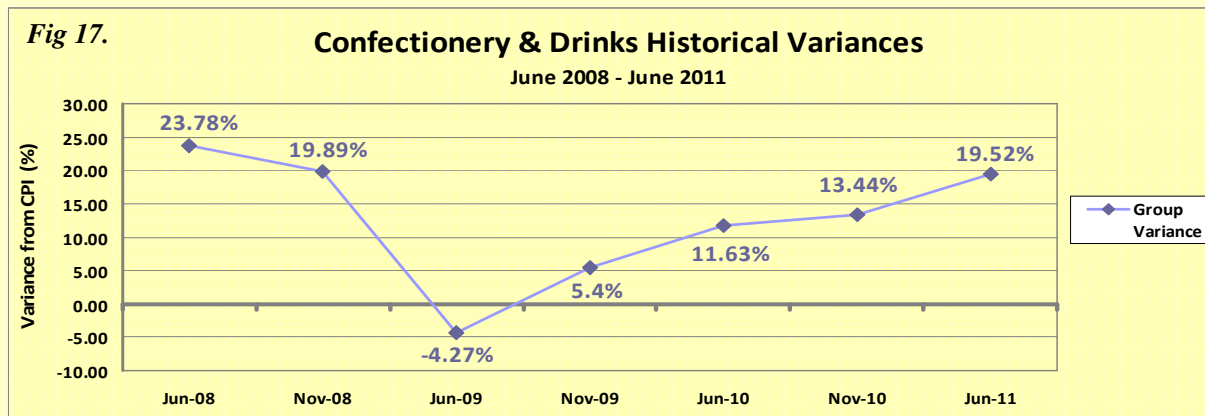
The [Client] price has increased by 15%, whereas the CPI price has also increased, albeit only by 8%. The volumes purchased have decreased marginally, though this remains the highest spend item within the group. As a result of these changes, this item has also had a notable impact in driving the increase in group variance.

Bottlegreen Elderflower Presse (Essex Flour & Grain - 9942a)

The [Client] price has increased by 22%, whereas the CPI price has decreased by 20%. The volumes purchased remain largely unchanged. This item has also contributed towards the increase in group variance since November 2010.

Green & Black Organic Chocolate Bars Assorted (3663 - 25927 / 25928 / 25930 / 25931)

The [Client] price has decreased by 8%, whereas the CPI price has increased marginally. The volumes purchased have increased by 22%. As a result, this item has had a notable impact in partially offsetting the rise in group variance.



Example Purposes Only
June 2011

Non-Foods

Fig 18 shows the historical variances within the non-foods group.

Since the inclusion of items falling within this group since November 2008, it has always accounted for a negligible proportion of the total spend, and its effect in determining the overall variance is inconsequential as a result. Due to the relatively small number of items falling within the non-foods group, the variance has remained volatile since its inclusion, and has decreased by 11.11% since the previous report.

Among the most significant changes affecting the results since the previous report are:

Trump Dishwash Detergent (Alliance - CELAB003)

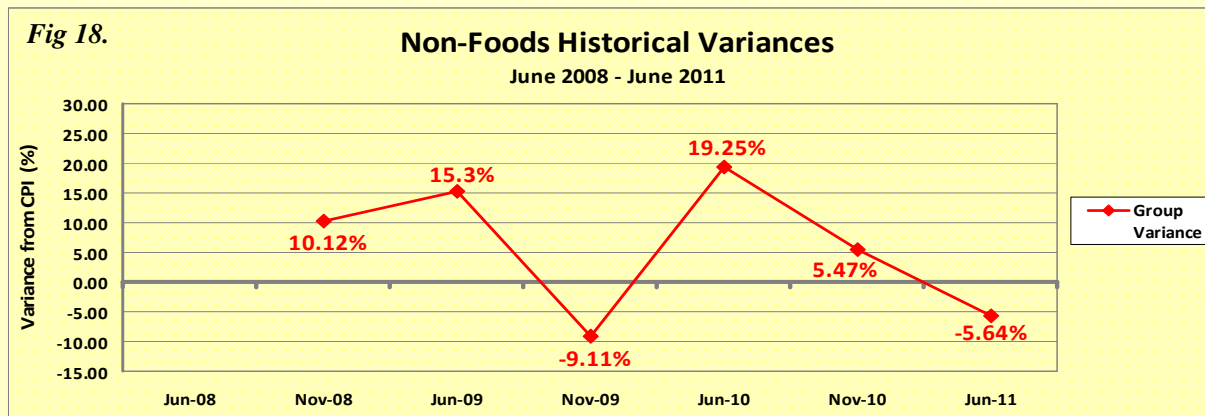
The [Client] price remains unchanged, whereas the CPI price has increased by 22%. The volumes purchased have increased by 13%. As a result, this item has contributed significantly towards the sharp decrease in group variance since November 2010.

Heavyweight Black Dessert Spoons (Tri-Star - CB063)

The [Client] price has decreased marginally with a new supplier, whereas the CPI price has increased by 17%. The volumes purchased have increased by 25%. This item has also contributed significantly towards the decrease in group variance since November 2010.

Swan White Napkins 1PLY 33cm (Alliance - TNP60101)

The [Client] price has increased by 35%, whereas the CPI price remains unchanged. The volumes purchased have decreased marginally, though this still remains the highest spend item within the group. As a result, this item has partially offset the decrease in group variance observed since the previous report.



Catering Price Index

GROUP SUMMARY

Example, June 2011



Spend Profile:
£1,000,000+

Total Report Variance: **-1.26%**

Group	CPI Cost	Op Cost	Variance	Var (%)
ALCOHOL/CULINARY, SPICED ETC	£ 48.45	£ 51.10	£ 2.65	5.19%
BAGS, BOXES & CONTAINERS	£ 683.70	£ 573.29	£ -110.41	-19.26%
BAKING/FLOUR, CORNFLOUR	£ 211.12	£ 207.60	£ -3.52	-1.70%
BAKING/PASTRY, PASTRY MIXES	£ 45.24	£ 58.04	£ 12.80	22.05%
BEVERAGES	£ 71.73	£ 84.45	£ 12.72	15.06%
BINS, BIN LINERS, SACKS	£ 103.87	£ 144.82	£ 40.95	28.28%

BREAD/LOAVES, BREAD MIXES	£ 447.11	£ 493.58	£ 46.47	9.41%
BREAD/PITTAS,NAANS, ETC.	£ 999.32	£ 869.47	£ -129.85	-14.93%
BREAD/ROLLS, BAPS	£ 156.65	£ 141.70	£ -14.95	-10.55%
BREADCRUMBS	£ 340.00	£ 341.21	£ 1.21	0.35%
BREAKFAST FOODS	£ 1539.62	£ 1537.57	£ -2.05	-0.13%
BUTTER	£ 1634.80	£ 1730.40	£ 95.60	5.52%
CAKE DECORATIONS, COVERINGS	£ 224.47	£ 320.00	£ 95.53	29.85%
CHEESE	£ 3216.04	£ 3399.96	£ 183.92	5.41%
CHICKEN	£ 3245.91	£ 3920.40	£ 674.49	17.20%
CHIPS - READY	£ 406.88	£ 528.57	£ 121.69	23.02%

COFFEE/GROUND & INSTANT	£ 247.40	£ 336.80	£ 89.40	26.54%
CONFECTIONERY/BARS, SWEETS	£ 3580.13	£ 4422.44	£ 842.31	19.05%
CREAM, CREAM SUBSTITUTES	£ 784.75	£ 830.20	£ 45.45	5.47%
DESSERTS/ICE CREAM	£ 215.65	£ 203.56	£ -12.09	-5.94%
DESSERTS/YOGHURTS	£ 805.80	£ 932.40	£ 126.60	13.58%
DETERGENTS, CLEANING AGENTS	£ 468.81	£ 388.61	£ -80.20	-20.64%
DIPS	£ 248.12	£ 265.20	£ 17.08	6.44%
DRIED CEREALS	£ 1181.07	£ 1280.39	£ 99.32	7.76%
DRIED PASTA	£ 960.54	£ 797.32	£ -163.22	-20.47%
DUSTERS/CLOTHS/PADS/SCOURERS	£ 26.61	£ 17.49	£ -9.12	-52.14%

EGGS, EGG PRODUCTS	£ 1946.24	£ 1991.14	£ 44.90	2.25%
EXTRACTS/VEGETABLE, BEEF	£ 63.04	£ 62.40	£ -0.64	-1.02%
FISH	£ 416.28	£ 436.24	£ 19.96	4.58%
FISH FRESH/PREPARED	£ 9630.54	£ 6407.31	£ -3223.24	-50.31%
FISH/BREADED	£ 50.40	£ 75.00	£ 24.60	32.80%
FISH/CANNED	£ 1299.00	£ 1120.30	£ -178.70	-15.95%
FOIL	£ 129.28	£ 174.40	£ 45.12	25.87%
FRUIT & VEGETABLE JUICE	£ 2339.00	£ 2749.33	£ 410.33	14.92%
FRUIT/CANNED	£ 109.08	£ 102.66	£ -6.42	-6.25%
FRUIT/DRIED	£ 154.64	£ 182.44	£ 27.79	15.23%

FRUIT/FRESH	£ 8748.49	£ 7930.11	£ -818.37	-10.32%
FRUIT/FROZEN	£ 221.18	£ 404.18	£ 183.00	45.28%
GLOVES, GAUNTLETS	£ 362.60	£ 302.86	£ -59.74	-19.73%
HERBS	£ 1229.44	£ 1086.67	£ -142.77	-13.14%
KETCHUP, RELISH	£ 600.27	£ 704.49	£ 104.22	14.79%
MEAT/BACON, PORK	£ 2168.29	£ 2805.13	£ 636.84	22.70%
MEAT/BEEF & VEAL	£ 3398.90	£ 3604.83	£ 205.94	5.71%
MEAT/COOKED	£ 798.18	£ 868.47	£ 70.28	8.09%
MEAT/GAMMON, HAM	£ 677.73	£ 618.61	£ -59.12	-9.56%
MEAT/HALAL, KOSHER	£ 151.06	£ 147.68	£ -3.38	-2.29%

MEAT/LAMB & MUTTON	£ 1928.33	£ 2173.24	£ 244.91	11.27%
MEAT/SAUSAGES	£ 925.67	£ 1127.20	£ 201.52	17.88%
MILK	£ 1091.86	£ 1093.61	£ 1.75	0.16%
MIXES/BATTER-PUDDING-SPONGE	£ 29.20	£ 57.44	£ 28.24	49.16%
NAPKINS, SERVIETTES	£ 372.90	£ 476.75	£ 103.85	21.78%
NUTS	£ 993.17	£ 1230.87	£ 237.70	19.31%
OILS/FATS- OLIVE, SPECIALITY	£ 253.48	£ 326.71	£ 73.23	22.41%
PASTES, SPREADS	£ 276.89	£ 329.36	£ 52.47	15.93%
PATISSERIE/BUNS, CROISSANTS	£ 737.59	£ 644.84	£ -92.75	-14.38%
PATISSERIE/DANISH PASTRIES	£ 201.96	£ 220.68	£ 18.72	8.48%

PICKLES	£ 1100.20	£ 691.16	£ -409.04	-59.18%
PLASTIC CUTLERY	£ 584.48	£ 508.12	£ -76.36	-15.03%
POTATO, POTATO PRODUCTS	£ 347.26	£ 341.79	£ -5.47	-1.60%
PRESERVES/HONEY, CURD	£ 430.40	£ 557.84	£ 127.44	22.85%
PRESERVES/SYRUP, TREACLE	£ 72.84	£ 94.36	£ 21.52	22.81%
READY/PASTA & RICE MEALS	£ 117.62	£ 133.52	£ 15.90	11.91%
READY/SALADS-FRESH, PREPARED	£ 5079.97	£ 4091.81	£ -988.15	-24.15%
READY/VEGETARIAN DISHES	£ 257.06	£ 333.50	£ 76.45	22.92%
SALAD CREAM, DRESSINGS	£ 203.88	£ 261.97	£ 58.09	22.18%
SALT & PEPPER	£ 86.85	£ 113.70	£ 26.85	23.61%

SAUCE MIXES & STOCK MIXES	£ 208.65	£ 222.38	£ 13.72	6.17%
SAUCES, MARINADES	£ 266.84	£ 320.84	£ 54.00	16.83%
SHELLFISH ETC	£ 1080.00	£ 1118.52	£ 38.52	3.44%
SNACKS/BISCUITS	£ 46.89	£ 48.18	£ 1.29	2.68%
SNACKS/CRISPS, SNACKS	£ 1417.12	£ 1704.54	£ 287.42	16.86%
SOFT & CARBONATED DRINKS	£ 1259.16	£ 1714.88	£ 455.72	26.57%
SOFT DRINKS/DIET, DIABETIC	£ 185.50	£ 322.48	£ 136.98	42.48%
SPICES & SEASONINGS	£ 221.09	£ 262.45	£ 41.36	15.76%
SUGAR	£ 369.98	£ 298.18	£ -71.80	-24.08%
TEA	£ 144.34	£ 185.40	£ 41.06	22.15%

VEGETABLES/CANNED	£ 1578.58	£ 1737.36	£ 158.78	9.14%
VEGETABLES/FRESH	£ 6791.82	£ 5399.51	£ -1392.31	-25.79%
VEGETABLES/FROZEN	£ 595.87	£ 823.84	£ 227.97	27.67%
VEGETABLES/PUREED	£ 64.80	£ 74.10	£ 9.30	12.55%
VINEGAR	£ 160.30	£ 105.89	£ -54.41	-51.38%

Grand Total	£85869.97	£84797.86	£-1072.11	-1.26%
--------------------	------------------	------------------	------------------	---------------

Catering Price Index

SHOPPING BASKET COMPARISON

Example, June 2011



Spend Profile:
£1,000,000+

Total Report Variance: **-1.26%**

ALCOHOL/CULINARY,SPICED ETC

Description	Brand	Pack Size	CPI Unit	Op Unit	CPI Cost	Op Cost	Quantity	Variance	Var (%)
COOKING WINE CABERNET SAUV	GOURMET CL	1x5ltr	£9.69	£10.22	£48.45	£51.10	5	£ 2.65	5.19%
Totals for ALCOHOL/CULINARY,SPICED					£48.45	£51.10		£ 2.65	5.19%

BAGS,BOXES & CONTAINERS

Description	Brand	Pack Size	CPI Unit	Op Unit	CPI Cost	Op Cost	Quantity	Variance	Var (%)
CONTAINERS CLEAR HINGED 250ML	UNBRANDED	41.7% of 1x300	£14.59	£15.27	£175.04	£183.24	12	£ 8.20	4.48%
CONTAINERS CLEAR HINGED 500ML	UNBRANDED	41.7% of 1x300	£19.04	£14.64	£380.72	£292.80	20	£ -87.92	-30.03%
CONTAINERS CLEAR HINGED 750ML	UNBRANDED	62.5% of 1x200	£25.59	£19.45	£127.94	£97.25	5	£ -30.69	-31.56%
Totals for BAGS,BOXES & CONTAINERS:					£683.70	£573.29		£ -110.41	-19.26%

BAKING/FLOUR, CORNFLOUR

Description	Brand	Pack Size	CPI Unit	Op Unit	CPI Cost	Op Cost	Quantity	Variance	Var (%)
-------------	-------	-----------	----------	---------	----------	---------	----------	----------	---------

FLOUR PLAIN	3663	1x16kg	£6.66	£8.30	£46.62	£58.10	7	£ 11.48	19.76%
FLOUR WHOLEMEAL ORGANIC	MARRIAGES	1x16kg	£16.45	£14.95	£164.50	£149.50	10	£ -15.00	-10.03%
Totals for BAKING/FLOUR, CORNFLOUR:					£211.12	£207.60		£ -3.52	-1.70%

BAKING/PASTRY, PASTRY MIXES

Description	Brand	Pack Size	CPI Unit	Op Unit	CPI Cost	Op Cost	Quantity	Variance	Var (%)
PUFF PASTRY SHEETS 580X380MM	JUS-ROL	12x625gr	£11.31	£14.51	£45.24	£58.04	4	£ 12.80	22.05%
Totals for BAKING/PASTRY, PASTRY MIXES:					£45.24	£58.04		£ 12.80	22.05%

BEVERAGES

Description	Brand	Pack Size	CPI Unit	Op Unit	CPI Cost	Op Cost	Quantity	Variance	Var (%)
DRINKING CHOCOLATE	CADBURY	1x5kg	£23.91	£28.15	£71.73	£84.45	3	£ 12.72	15.06%
Totals for BEVERAGES:					£71.73	£84.45		£ 12.72	15.06%

BINS, BIN LINERS, SACKS

Description	Brand	Pack Size	CPI Unit	Op Unit	CPI Cost	Op Cost	Quantity	Variance	Var (%)
REFUSE SACKS BLACK 18X29X39	ROBIN HYD	1x200	£7.99	£11.14	£103.87	£144.82	13	£ 40.95	28.28%
Totals for BINS, BIN LINERS, SACKS:					£103.87	£144.82		£ 40.95	28.28%

BREAD/LOAVES, BREAD MIXES

Description	Brand	Pack Size	CPI Unit	Op Unit	CPI Cost	Op Cost	Quantity	Variance	Var (%)
BREAD WHITE THICK FRESH	KINGSMILL	1x800gr	£0.75	£0.86	£243.75	£280.32	325	£ 36.57	13.05%
BREAD WHOLEMEAL THICK TASTY FRSH	KINGSMILL	1x800gr	£0.82	£0.86	£203.36	£213.26	248	£ 9.90	4.64%

Totals for BREAD/LOAVES, BREAD MIXES:

£447.11

£493.58

£ 46.47

9.41%

BREAD/PITTAS,NAANS, ETC.

Description	Brand	Pack Size	CPI Unit	Op Unit	CPI Cost	Op Cost	Quantity	Variance	Var (%)
BAGELS CINNAMON/RAISIN FRZ	DELICE	48x125gr	£17.95	£14.77	£107.70	£88.62	6	£ -19.08	-21.53%
BAGELS MULTIGRAIN FRZ	DELICE	48x125gr	£17.95	£14.77	£215.40	£177.24	12	£ -38.16	-21.53%
BAGELS PLAIN	DELICE	60x85gr	£14.41	£11.47	£158.51	£126.17	11	£ -32.34	-25.63%
BAGELS PLAIN MINI	DELICE	120x35gr	£24.82	£20.42	£347.48	£285.88	14	£ -61.60	-21.55%
CIABATTINA RUSTICA PT BKD FRZ	DELICE	1x66	£26.41	£17.35	£79.23	£52.05	3	£ -27.18	-52.22%
NAAN BREAD TEARDROP STANDARD	3663	30x75gr	£3.64	£5.92	£25.48	£41.44	7	£ 15.96	38.51%
PITTA BREAD WHOLEMEAL FRZ	HOLLYLAND	5x340gr	£3.12	£4.67	£65.52	£98.07	21	£ 32.55	33.19%

Totals for BREAD/PITTAS,NAANS, ETC.:

£999.32

£869.47

£ -129.85

-14.93%

BREAD/ROLLS, BAPS

Description	Brand	Pack Size	CPI Unit	Op Unit	CPI Cost	Op Cost	Quantity	Variance	Var (%)
MORNING ROLLS SCOTCH FRZ	DELICE	1x60	£12.05	£10.90	£156.65	£141.70	13	£ -14.95	-10.55%

Totals for BREAD/ROLLS, BAPS:

£156.65

£141.70

£ -14.95

-10.55%

BREADCRUMBS

Description	Brand	Pack Size	CPI Unit	Op Unit	CPI Cost	Op Cost	Quantity	Variance	Var (%)
BREADCRUMBS JAPANESE	UNBRANDED	2000.0% of 1x500gr	£68.00	£68.24	£340.00	£341.21	5	£ 1.21	0.35%

Totals for BREADCRUMBS:

£340.00

£341.21

£ 1.21

0.35%

BREAKFAST FOODS

Description	Brand	Pack Size	CPI Unit	Op Unit	CPI Cost	Op Cost	Quantity	Variance	Var (%)
ALL BRAN	KELLOGGS	4x700gr	£9.13	£10.84	£45.65	£54.20	5	£ 8.55	15.77%
CRUNCHY NUT CORNFLAKES	KELLOGGS	4x500gr	£8.72	£11.88	£78.48	£106.92	9	£ 28.44	26.60%
FRUIT N FIBRE	KELLOGGS	140.0% of 4x500gr	£17.71	£14.47	£283.36	£231.52	16	£ -51.84	-22.39%
MUESLI	ALPEN	2x1.5kg	£7.93	£9.22	£269.62	£313.48	34	£ 43.86	13.99%
OATIE BREAKFAST ASSORTED	MOMA	6x235gr	£9.38	£7.22	£469.00	£361.00	50	£ -108.00	-29.92%
OATS	QUAKER	4x3kg	£16.83	£20.03	£176.71	£210.36	10.5	£ 33.64	15.99%
SHREDDIES BULK PACK	NESTLE	5x500gr	£8.66	£10.11	£60.62	£70.77	7	£ 10.15	14.34%
SPECIAL K	KELLOGGS	4x450gr	£8.93	£10.92	£116.09	£141.96	13	£ 25.87	18.22%
WEETABIX CHOCOLATE	WEETABIX	10x24	£20.04	£23.68	£40.08	£47.36	2	£ 7.28	15.37%

Totals for BREAKFAST FOODS:

£1,539.62

£1,537.57

£ -2.05

-0.13%

BUTTER

Description	Brand	Pack Size	CPI Unit	Op Unit	CPI Cost	Op Cost	Quantity	Variance	Var (%)
BUTTER	CNTRY LIFE	2.5% of 40x250gr	£0.95	£1.26	£646.00	£856.80	680	£ 210.80	24.60%
BUTTER UNSALTED	LESCURE	200.0% of 20x250gr	£49.44	£43.68	£988.80	£873.60	20	£ -115.20	-13.19%

Totals for BUTTER:

£1,634.80

£1,730.40

£ 95.60

5.52%

CAKE DECORATIONS, COVERINGS

Description	Brand	Pack Size	CPI Unit	Op Unit	CPI Cost	Op Cost	Quantity	Variance	Var (%)
CALLETS DARK CHOCOLATE	CALLEBAUT	8x2.5kg	£94.32	£142.80	£94.32	£142.80	1	£ 48.48	33.95%
CALLETS MILK CHOCOLATE	CALLEBAUT	12.5% of 8x2.5kg	£12.26	£17.94	£36.78	£53.82	3	£ 17.04	31.66%
CALLETS WHITE CHOCOLATE	CALLEBAUT	8x2.5kg	£106.71	£141.01	£93.37	£123.38	0.875	£ 30.01	24.32%
Totals for CAKE DECORATIONS,					£224.47	£320.00		£ 95.53	29.85%

CHEESE

Description	Brand	Pack Size	CPI Unit	Op Unit	CPI Cost	Op Cost	Quantity	Variance	Var (%)
CHEDDAR GRATED MILD	UNBRANDED	1x2kg	£7.10	£7.18	£511.20	£516.96	72	£ 5.76	1.11%
CHEDDAR SLICES MATURE PREM	UNBRANDED	1x1kg	£4.29	£6.66	£42.90	£66.60	10	£ 23.70	35.59%
CHEDDAR SLICES MILD 34	UNBRANDED	16.7% of 6x1kg	£4.80	£8.51	£206.40	£365.93	43	£ 159.53	43.60%
CHEESE BABY BEL MINI	BEL	300.0% of 96x20gr	£56.52	£61.03	£55.95	£60.42	0.99	£ 4.47	7.39%
CHEESE FETA GREEK	UNBRANDED	1x900gr	£6.61	£6.26	£680.83	£644.78	103	£ -36.05	-5.59%
CHEESE GRANA PADANO GRATED	UNBRANDED	1x1kg	£11.44	£11.83	£297.44	£307.58	26	£ 10.14	3.30%
CHEESE GRANA PADANO SHAVED	UNBRANDED	1x1kg	£12.60	£13.36	£63.00	£66.80	5	£ 3.80	5.69%
CHEESE HALLOUMI GREEK	UNBRANDED	25.0% of 4x250gr	£2.22	£2.20	£177.60	£176.00	80	£ -1.60	-0.91%
CHEESE MOZZARELLA BLOCK	UNBRANDED	40.0% of 1x2.5kg	£5.44	£5.85	£195.93	£210.60	36	£ 14.67	6.97%
CHEESE MOZZARELLA BUFFALO	UNBRANDED	1x200gr	£2.32	£1.88	£164.72	£133.48	71	£ -31.24	-23.40%
CHEESE PHILADELPHIA	KRAFT	1x1.65kg	£12.35	£16.60	£37.05	£49.80	3	£ 12.75	25.60%

CHEESE RED LEICESTER	UNBRANDED	80.0% of 1x2.5kg	£9.00	£8.32	£81.00	£74.88	9	£ -6.12	-8.17%
CHEESE STILTON BLUE QUARTER	LNG CLAWSO	1x2kg	£16.54	£14.41	£194.34	£169.32	11.75	£ -25.03	-14.78%
CHEESE TALEGGIO	UNBRANDED	200.0% of per kg	£18.70	£16.80	£103.22	£92.74	5.52	£ -10.49	-11.31%
COTTAGE CHEESE	UNBRANDED	1x2kg	£4.75	£7.61	£109.25	£175.03	23	£ 65.78	37.58%
GOATS CHEESE CHEVRE BUCHE LOG	UNBRANDED	1x1kg	£7.20	£7.05	£295.20	£289.05	41	£ -6.15	-2.13%

Totals for CHEESE:

£3,216.04

£3,399.96

£ 183.92

5.41%

CHICKEN

Description	Brand	Pack Size	CPI Unit	Op Unit	CPI Cost	Op Cost	Quantity	Variance	Var (%)
CHICKEN BREAST DICED	UNBRANDED	1x1kg	£4.18	£6.46	£256.65	£396.64	61.4	£ 139.99	35.29%
CHICKEN BREAST STRIPS FRESH	UNBRANDED	1x1kg	£5.18	£5.50	£133.33	£141.46	25.72	£ 8.13	5.75%
CHICKEN MINCED FRESH	UNBRANDED	1x1kg	£3.75	£5.94	£33.86	£53.64	9.03	£ 19.78	36.87%
CHICKEN OVEN READY UK FRESH	UNBRANDED	14.7% of 5x1.36-1.47k	£2.60	£2.66	£600.34	£614.89	231.16	£ 14.55	2.37%
CHICKEN SUPREMES 5-6OZ FRESH	UNBRANDED	1x140-170gr	£0.85	£0.97	£238.00	£271.60	280	£ 33.60	12.37%
CHICKEN SUPREMES 7-8OZ FRESH	UNBRANDED	1x200-225gr	£1.17	£1.22	£134.55	£140.30	115	£ 5.75	4.10%
CHICKEN SUPREMES CORN FED FRESH	UNBRANDED	1x200-225gr	£2.16	£1.85	£327.94	£281.20	152	£ -46.74	-16.62%
CHICKEN THIGHS BONE IN SKNLSS	UNBRANDED	1x115gr	£0.39	£0.49	£128.70	£161.70	330	£ 33.00	20.41%
CHICKEN WHOLE FRESH	UNBRANDED	per kg	£2.06	£2.75	£1,392.54	£1,858.97	675.99	£ 466.43	25.09%

Totals for CHICKEN:

£3,245.91

£3,920.40

£ 674.49

17.20%

CHIPS - READY

Description	Brand	Pack Size	CPI Unit	Op Unit	CPI Cost	Op Cost	Quantity	Variance	Var (%)
CHIPS JULIENNE SHOESTRING FZ	3663	6x2.5kg	£10.54	£12.66	£274.04	£329.16	26	£ 55.12	16.75%
CHIPS PAR FRIED FRESH	UNBRANDED	1x10kg	£5.90	£9.63	£88.50	£144.45	15	£ 55.95	38.73%
FRIES CURLY FRZ	3663	4x2.5kg	£14.78	£18.32	£44.34	£54.96	3	£ 10.62	19.32%
Totals for CHIPS - READY:					£406.88	£528.57		£ 121.69	23.02%

COFFEE/GROUND & INSTANT

Description	Brand	Pack Size	CPI Unit	Op Unit	CPI Cost	Op Cost	Quantity	Variance	Var (%)
COFFEE DECAFF STICK 1 CUP	NESCAFE	4x200	£45.32	£62.40	£45.32	£62.40	1	£ 17.08	27.37%
COFFEE GOLD BLEND	NESCAFE	6x500gr	£79.20	£108.00	£158.40	£216.00	2	£ 57.60	26.67%
COFFEE GRANULES STICKS 1 CUP	NESCAFE	4x200	£43.68	£58.40	£43.68	£58.40	1	£ 14.72	25.21%
Totals for COFFEE/GROUND & INSTANT:					£247.40	£336.80		£ 89.40	26.54%

CONFECTIONERY/BARS, SWEETS

Description	Brand	Pack Size	CPI Unit	Op Unit	CPI Cost	Op Cost	Quantity	Variance	Var (%)
ALPEN BARS ASSORTED	ALPEN	1x24	£6.59	£8.04	£217.47	£265.32	33	£ 47.85	18.03%
ALPEN BARS LIGHT ASSORTED	ALPEN	1x24	£6.81	£8.04	£81.72	£96.48	12	£ 14.76	15.30%
BUENO BARS	KINDER	1x30	£10.82	£13.69	£64.92	£82.14	6	£ 17.22	20.96%
CARAMEL BAR STND	CADBURY	1x48	£17.52	£20.74	£105.12	£124.44	6	£ 19.32	15.53%
CHEWING GUM EXTRA ASST	WRIGLEYS	1x30	£6.22	£8.12	£310.78	£406.00	50	£ 95.22	23.45%
CHOCOLATE BARS ORGANIC ASST	GREEN/BLK	30x35gr	£14.62	£18.17	£263.16	£327.06	18	£ 63.90	19.54%

CRUNCHIE STND	CADBURY	1x48	£16.84	£19.70	£117.88	£137.90	7	£ 20.02	14.52%
DAIRY MILK CHOCOLATE	CADBURY	1x48	£16.51	£20.74	£148.59	£186.66	9	£ 38.07	20.40%
EAT NATURAL BARS ASSORTED	EAT NAT	12x50gr	£6.00	£8.40	£258.00	£361.20	43	£ 103.20	28.57%
FLAKE STND	CADBURY	1x48	£17.13	£20.40	£137.04	£163.20	8	£ 26.16	16.03%
GALAXY	MARS	1x24	£8.52	£11.03	£110.76	£143.39	13	£ 32.63	22.76%
GUM ORBIT SUGAR FREE ASST	WRIGLEYS	1x12	£4.51	£6.32	£338.25	£474.00	75	£ 135.75	28.64%
KIT KAT 4 FINGER	NESTLE	1x48	£15.77	£13.99	£331.17	£293.79	21	£ -37.38	-12.72%
M & M'S CHOCOLATE	MARS	24x45gr	£9.91	£10.53	£227.93	£242.19	23	£ 14.26	5.89%
M & M'S CHOCOLATE BAG	MARS	1x36	£11.72	£15.07	£128.92	£165.77	11	£ 36.85	22.23%
MALTESERS STANDARD	MARS	1x40	£12.42	£16.59	£99.36	£132.72	8	£ 33.36	25.14%
MARS BAR (SINGLE)	MARS	1x48	£13.55	£17.95	£108.40	£143.60	8	£ 35.20	24.51%
MARS PLANETS	MARS	36x37gr	£11.99	£15.07	£59.95	£75.35	5	£ 15.40	20.44%
POLO MINTS (TUBE)	NESTLE	1x48	£13.49	£16.77	£40.47	£50.31	3	£ 9.84	19.56%
SNICKERS SINGLE	MARS	1x48	£14.43	£17.95	£202.02	£251.30	14	£ 49.28	19.61%
SPECIAL K CEREAL BARS ASST	KELLOGGS	1x30	£10.33	£12.08	£41.32	£48.32	4	£ 7.00	14.49%
TWIX TWIN	MARS	1x48	£13.35	£17.95	£186.90	£251.30	14	£ 64.40	25.63%

Totals for CONFECTIONERY/BARS,

£3,580.13

£4,422.44

£ 842.31

19.05%

CREAM, CREAM SUBSTITUTES

Description	Brand	Pack Size	CPI Unit	Op Unit	CPI Cost	Op Cost	Quantity	Variance	Var (%)
CREAM DOUBLE	ST IVEL	1x4pnt	£4.55	£4.56	£705.25	£706.80	155	£ 1.55	0.22%

CREME FRAICHE	UNBRANDED	1000.0% of 1x500ml	£15.90	£24.68	£79.50	£123.40	5	£ 43.90	35.58%
---------------	-----------	-----------------------	--------	--------	--------	---------	---	---------	--------

Totals for CREAM, CREAM SUBSTITUTES: £784.75 £830.20 £ 45.45 5.47%

DESSERTS/ICE CREAM

Description	Brand	Pack Size	CPI Unit	Op Unit	CPI Cost	Op Cost	Quantity	Variance	Var (%)
ICE CREAM CARAMEL CHEW CHEW	BEN&JERRYS	12x150ml	£13.90	£14.54	£41.70	£43.62	3	£ 1.92	4.40%
ICE CREAM CHOC FUDGE BROWNIE	BEN&JERRYS	12x150ml	£15.85	£14.54	£47.55	£43.62	3	£ -3.93	-9.01%
ICE CREAM CHUNKY MONKEY	BEN&JERRYS	12x150ml	£15.80	£14.54	£63.20	£58.16	4	£ -5.04	-8.67%
ICE CREAM VANILLA FAIRTRADE	BEN&JERRYS	12x150ml	£15.80	£14.54	£63.20	£58.16	4	£ -5.04	-8.67%

Totals for DESSERTS/ICE CREAM: £215.65 £203.56 £ -12.09 -5.94%

DESSERTS/YOGHURTS

Description	Brand	Pack Size	CPI Unit	Op Unit	CPI Cost	Op Cost	Quantity	Variance	Var (%)
YOGHURT ACTIMEL ASST	ACTIMEL	24x100gr	£7.34	£9.66	£73.40	£96.60	10	£ 23.20	24.02%
YOGHURT CRUNCH CORNER MXD	MULLER	12x150gr	£5.78	£6.80	£184.96	£217.60	32	£ 32.64	15.00%
YOGHURT FRUIT CORNER ASST	MULLER	12x175gr	£5.78	£6.80	£184.96	£217.60	32	£ 32.64	15.00%
YOGHURT LOW FAT MIXED	YEO VALLEY	12x125gr	£2.84	£4.12	£62.48	£90.64	22	£ 28.16	31.07%
YOGHURT MULLERLIGHT ASSORTED	MULLER	12x190gr	£5.34	£6.78	£32.04	£40.68	6	£ 8.64	21.24%
YOGHURT VERY LOW FAT NATURAL	TIMS	1x4.54ltr	£4.06	£4.08	£267.96	£269.28	66	£ 1.32	0.49%

Totals for DESSERTS/YOGHURTS: £805.80 £932.40 £ 126.60 13.58%

DETERGENTS, CLEANING AGENTS

Description	Brand	Pack Size	CPI Unit	Op Unit	CPI Cost	Op Cost	Quantity	Variance	Var (%)
DISHWASH DETERGENT HYDRO HD	TRUMP	4x5ltr	£76.16	£49.74	£228.48	£149.22	3	£ -79.26	-53.12%
DISHWASH SALT TABLETS HYDROSFT	UNBRANDED	1x25kg	£6.45	£7.48	£70.95	£82.28	11	£ 11.33	13.77%
RINSE AID	CLEAR DRY	2x5ltr	£39.90	£38.09	£119.70	£114.27	3	£ -5.43	-4.75%
SANITISER POWDER	UNBRANDED	1200.0% of 1x500gr	£16.56	£14.28	£49.68	£42.84	3	£ -6.84	-15.97%
Totals for DETERGENTS, CLEANING					£468.81	£388.61		£ -80.20	-20.64%

DIPS

Description	Brand	Pack Size	CPI Unit	Op Unit	CPI Cost	Op Cost	Quantity	Variance	Var (%)
GUACAMOLE DIP	UNBRANDED	200.0% of 1x1kg	£13.56	£14.00	£203.40	£210.00	15	£ 6.60	3.14%
HOUMOUS	UNBRANDED	1x2kg	£5.59	£6.90	£44.72	£55.20	8	£ 10.48	18.99%
Totals for DIPS:					£248.12	£265.20		£ 17.08	6.44%

DRIED CEREALS

Description	Brand	Pack Size	CPI Unit	Op Unit	CPI Cost	Op Cost	Quantity	Variance	Var (%)
COUSCOUS ISRAELI	UNBRANDED	50.0% of 1x10kg	£22.50	£17.02	£90.00	£68.08	4	£ -21.92	-32.20%
COUSCOUS MEDIUM	G HARKER	12x500gr	£13.21	£14.15	£158.52	£169.80	12	£ 11.28	6.64%
RICE BASMATI & WILD	TILDA	1x3kg	£15.29	£16.59	£91.74	£99.54	6	£ 7.80	7.84%
RICE BASMATI ORIGINAL	TILDA	1x20kg	£42.72	£46.37	£726.24	£788.29	17	£ 62.05	7.87%
RICE LONG GRAIN EASY COOK USA	CATERITE	1x25kg	£21.58	£33.00	£64.74	£99.00	3	£ 34.26	34.61%

RICE RISOTTO ARBORIO	TILDA	2x5kg	£16.61	£18.56	£49.83	£55.68	3	£ 5.85	10.51%
----------------------	-------	-------	--------	--------	--------	--------	---	--------	--------

Totals for DRIED CEREALS: £1,181.07 £1,280.39 £ 99.32 7.76%

DRIED PASTA

Description	Brand	Pack Size	CPI Unit	Op Unit	CPI Cost	Op Cost	Quantity	Variance	Var (%)
PASTA EGG NOODLES MEDIUM	SHARWOOD	1x3kg	£7.77	£10.51	£62.16	£84.08	8	£ 21.92	26.07%
PASTA ORICHETTI	DE CECCO	2400.0% of 1x500gr	£60.00	£29.76	£360.00	£178.56	6	£ -181.44	-101.61%
PASTA PAPPARDELLE	DE CECCO	60.0% of 10x500gr	£14.76	£13.80	£44.28	£41.40	3	£ -2.88	-6.96%
PASTA PENNE RIGATE	PASTA REG	24x500gr	£16.99	£27.60	£135.92	£220.80	8	£ 84.88	38.44%
PASTA SPIRALS FUSILLI	DE CECCO	4x3kg	£38.43	£25.68	£230.58	£154.08	6	£ -76.50	-49.65%
PASTA SPIRALS TRICOLORE	CATERITE	1x3kg	£3.65	£5.40	£29.20	£43.20	8	£ 14.00	32.41%
PASTA TAGLIATELLE EGG	DE CECCO	10x500gr	£24.60	£18.80	£98.40	£75.20	4	£ -23.20	-30.85%

Totals for DRIED PASTA: £960.54 £797.32 £ -163.22 -20.47%

DUSTERS/CLOTHS/PADS/SCOURERS

Description	Brand	Pack Size	CPI Unit	Op Unit	CPI Cost	Op Cost	Quantity	Variance	Var (%)
SCOURER GREEN STANDARD	UNBRANDED	1x10	£1.72	£1.08	£13.76	£8.64	8	£ -5.12	-59.26%
SCOURING PADS GREEN MULTIABR	UNBRANDED	1x10	£2.57	£1.77	£12.85	£8.85	5	£ -4.00	-45.20%

Totals for £26.61 £17.49 £ -9.12 -52.14%

Totals for FISH:

£416.28

£436.24

£ 19.96

4.58%

FISH FRESH/PREPARED

Description	Brand	Pack Size	CPI Unit	Op Unit	CPI Cost	Op Cost	Quantity	Variance	Var (%)
BREAM GILTHEAD 400-600GR FSH	UNBRANDED	per kg	£6.75	£8.50	£150.12	£189.04	22.24	£ 38.92	20.59%
COD FILLETS LARGE 1-2KG FRESH	UNBRANDED	1x1kg	£14.95	£10.85	£169.08	£122.71	11.31	£ -46.37	-37.79%
PLAICE FILLETS 140-170GR FSH	UNBRANDED	per kg	£7.50	£19.35	£17.40	£44.89	2.32	£ 27.49	61.24%
POLLACK FILLETS FRESH	UNBRANDED	1x1kg	£12.95	£9.46	£51.54	£37.65	3.98	£ -13.89	-36.89%
RED MULLET FRESH	UNBRANDED	per kg	£18.95	£14.85	£111.80	£87.62	5.9	£ -24.19	-27.61%
SALMON FILLET SKN ON BND FSH	UNBRANDED	per kg	£11.75	£11.43	£20.44	£19.89	1.74	£ -0.56	-2.80%
SALMON FILLETS SCOTTISH FRSH	UNBRANDED	1x1kg	£15.95	£8.23	£6,411.90	£3,308.46	402	£ -3,103.44	-93.80%
SEA BASS FARMED FRESH	UNBRANDED	per kg	£9.95	£8.40	£87.76	£74.09	8.82	£ -13.67	-18.45%
SEA BASS WILD LARGE FRESH	UNBRANDED	1x1kg	£21.50	£22.75	£484.61	£512.78	22.54	£ 28.17	5.49%
SMK SALMON WHL SIDE LNG SLC	UNBRANDED	66.7% of 1x1. 5kg	£18.58	£16.69	£62.99	£56.58	3.39	£ -6.41	-11.32%
SMOKED SALMON LONG SLICED	UNBRANDED	400.0% of 1x250gr	£16.24	£14.35	£1,677.10	£1,481.92	103.27	£ -195.18	-13.17%
TROUT FILLETS SMOKED FRESH	UNBRANDED	200.0% of 2x125gr	£2.98	£7.30	£20.86	£51.10	7	£ 30.24	59.18%
TUNA LOINS FRESH	UNBRANDED	1x1kg	£13.40	£19.35	£93.00	£134.29	6.94	£ 41.29	30.75%
TURBOT WHOLE FRESH	UNBRANDED	1x1kg	£18.95	£19.95	£271.93	£286.28	14.35	£ 14.35	5.01%
Totals for FISH FRESH/PREPARED:					£9,630.54	£6,407.31		£ -3,223.24	-50.31%

FISH/BREADED

Description	Brand	Pack Size	CPI Unit	Op Unit	CPI Cost	Op Cost	Quantity	Variance	Var (%)
SCAMPI BREADED WHOLETAIL FRZ	UNBRANDED	1x450gr	£2.52	£3.75	£50.40	£75.00	20	£ 24.60	32.80%

Totals for FISH/BREADED: £50.40 £75.00 £ 24.60 32.80%

FISH/CANNED

Description	Brand	Pack Size	CPI Unit	Op Unit	CPI Cost	Op Cost	Quantity	Variance	Var (%)
TUNA FLAKES IN BRINE	UNBRANDED	6x1.88kg	£26.18	£31.00	£392.70	£465.00	15	£ 72.30	15.55%
TUNA IN BRINE	UNBRANDED	600.0% of 1x1.7kg	£47.70	£34.49	£906.30	£655.30	19	£ -251.00	-38.30%

Totals for FISH/CANNED: £1,299.00 £1,120.30 £ -178.70 -15.95%

FOIL

Description	Brand	Pack Size	CPI Unit	Op Unit	CPI Cost	Op Cost	Quantity	Variance	Var (%)
ALUMINIUM FOIL 450MM X 90M	UNBRANDED	33.3% of 1x3	£4.04	£5.45	£129.28	£174.40	32	£ 45.12	25.87%

Totals for FOIL: £129.28 £174.40 £ 45.12 25.87%

FRUIT & VEGETABLE JUICE

Description	Brand	Pack Size	CPI Unit	Op Unit	CPI Cost	Op Cost	Quantity	Variance	Var (%)
APPLE JUICE	SUNPRIDE	12x1ltr	£5.69	£7.07	£45.52	£56.56	8	£ 11.04	19.52%
APPLE JUICE	SUNMAGIC	80.0% of 30x200ml	£3.61	£7.50	£32.47	£67.50	9	£ 35.03	51.89%
CRANBERRY JUICE	OCEANSPRAY	12x1ltr	£11.99	£13.31	£143.88	£159.72	12	£ 15.84	9.92%
ELDERFLOWER PRESSE	BOTTLEGR'N	12x275ml	£6.99	£8.40	£314.55	£378.00	45	£ 63.45	16.79%

ORANGE JUICE FRESH	UNBRANDED	400.0% of 1x2. 27ltr	£12.64	£14.63	£859.52	£994.84	68	£ 135.32	13.60%
RIBENA LIGHT RTD ASSORTED	RIBENA	12x500ml	£6.70	£9.75	£107.20	£156.00	16	£ 48.80	31.28%
RIBENA READY TO DRINK ASST	RIBENA	12x500ml	£6.70	£9.75	£93.80	£136.50	14	£ 42.70	31.28%
SMOOTHIES ASSORTED	INNOCENT	8x250ml	£8.66	£9.25	£701.46	£749.25	81	£ 47.79	6.38%
TOMATO JUICE SUPREME	SUNPRIDE	12x1ltr	£5.80	£7.28	£40.60	£50.96	7	£ 10.36	20.33%

Totals for FRUIT & VEGETABLE JUICE: £2,339.00 £2,749.33 £ 410.33 14.92%

FRUIT/CANNED

Description	Brand	Pack Size	CPI Unit	Op Unit	CPI Cost	Op Cost	Quantity	Variance	Var (%)
PEACH SLICES IN LIGHT SYRUP	3663	6x2.5kg	£18.18	£17.11	£109.08	£102.66	6	£ -6.42	-6.25%

Totals for FRUIT/CANNED: £109.08 £102.66 £ -6.42 -6.25%

FRUIT/DRIED

Description	Brand	Pack Size	CPI Unit	Op Unit	CPI Cost	Op Cost	Quantity	Variance	Var (%)
PRUNES PITTED	CATERITE	4x3kg	£52.99	£54.20	£39.74	£40.65	0.75	£ 0.91	2.23%
RAISINS DRIED	3663	4x3kg	£24.19	£29.85	£114.90	£141.79	4.75	£ 26.88	18.96%

Totals for FRUIT/DRIED: £154.64 £182.44 £ 27.79 15.23%

FRUIT/FRESH

Description	Brand	Pack Size	CPI Unit	Op Unit	CPI Cost	Op Cost	Quantity	Variance	Var (%)
APPLES GRANNY SMITHS	UNBRANDED	1x1kg	£0.79	£1.28	£68.98	£111.77	87.32	£ 42.79	38.28%
APPLES RED DELICIOUS	UNBRANDED	1x1kg	£0.82	£1.27	£84.59	£131.01	103.16	£ 46.42	35.43%

AVOCADOS SIZE 10	UNBRANDED	1x1	£1.09	£0.91	£361.88	£302.12	332	£ -59.76	-19.78%
BLACKBERRIES	UNBRANDED	1x125gr	£2.43	£3.10	£238.14	£304.12	98	£ 65.98	21.70%
CLEMENTINES	UNBRANDED	1x1	£0.30	£0.26	£163.50	£141.70	545	£ -21.80	-15.38%
GRAPEFRUIT PINK SEGMENTS	UNBRANDED	90.0% of 1x2kg	£6.92	£7.65	£131.50	£145.35	19	£ 13.85	9.53%
GRAPES WHITE SEEDLESS	UNBRANDED	50.0% of 1x1kg	£2.10	£1.84	£67.04	£58.88	32	£ -8.16	-13.86%
KIWI FRUIT	UNBRANDED	1x1	£0.31	£0.24	£97.03	£75.12	313	£ -21.91	-29.17%
LEMONS	UNBRANDED	2000.0% of 1x1	£4.20	£3.86	£50.40	£46.32	12	£ -4.08	-8.81%
LYCHEES	UNBRANDED	1x1kg	£12.15	£13.95	£164.51	£188.88	13.54	£ 24.37	12.90%
MANGOES	UNBRANDED	1x1	£1.49	£3.10	£52.15	£108.50	35	£ 56.35	51.94%
NECTARINES	UNBRANDED	1x1	£0.46	£0.90	£64.40	£126.06	140	£ 61.66	48.91%
ORANGE SEGMENTS FRESH	UNBRANDED	90.0% of 1x2kg	£6.12	£7.85	£140.86	£180.55	23	£ 39.69	21.98%
ORANGES JUICING	UNBRANDED	1x15kg	£12.21	£10.70	£3,882.78	£3,402.60	318	£ -480.18	-14.11%
PINEAPPLES EXTRA SWEET	UNBRANDED	1x1	£2.16	£2.84	£56.16	£73.84	26	£ 17.68	23.94%
PLUMS	UNBRANDED	1x1kg	£2.90	£2.40	£65.83	£54.48	22.7	£ -11.35	-20.83%
RASPBERRIES	UNBRANDED	140.0% of 1x125gr	£2.65	£3.08	£391.61	£456.04	148	£ 64.43	14.13%
REDCURRANTS	UNBRANDED	1x1punnet	£2.84	£4.02	£39.76	£56.27	14	£ 16.51	29.34%
STRAWBERRIES	UNBRANDED	125.0% of 1x400gr	£3.71	£2.95	£2,286.90	£1,817.35	616	£ -469.55	-25.84%
WATERMELON BALLS FRESH	UNBRANDED	90.0% of 1x2kg	£17.92	£7.85	£340.46	£149.15	19	£ -191.31	-128.27%
Totals for FRUIT/FRESH:					£8,748.49	£7,930.11		£ -818.37	-10.32%

FRUIT/FROZEN

Description	Brand	Pack Size	CPI Unit	Op Unit	CPI Cost	Op Cost	Quantity	Variance	Var (%)
CRANBERRIES FRZ	D'LIS	500.0% of 1x1kg	£17.35	£18.77	£65.93	£71.33	3.8	£ 5.40	7.57%
FRUITS OF THE FOREST FRZ	D'LIS	500.0% of 1x1kg	£10.35	£22.19	£155.25	£332.85	15	£ 177.60	53.36%
Totals for FRUIT/FROZEN:					£221.18	£404.18		£ 183.00	45.28%

GLOVES, GAUNTLETS

Description	Brand	Pack Size	CPI Unit	Op Unit	CPI Cost	Op Cost	Quantity	Variance	Var (%)
GLOVES RUBBER ALL SIZES	UNBRANDED	1x12	£2.31	£3.98	£9.24	£15.92	4	£ 6.68	41.96%
GLOVES RUBBER LARGE ASST	UNBRANDED	10.0% of 10x12	£3.07	£3.98	£9.21	£11.94	3	£ 2.73	22.86%
GLOVES VINYL BLUE LGE PWD FR	UNBRANDED	10.0% of 10x100	£3.63	£2.20	£163.35	£99.00	45	£ -64.35	-65.00%
GLOVES VINYL BLUE PWDRD MED	UNBRANDED	10.0% of 10x100	£2.26	£2.20	£113.00	£110.00	50	£ -3.00	-2.73%
GLOVES VINYL BLUE PWDRD SMALL	UNBRANDED	1x100	£2.26	£2.20	£67.80	£66.00	30	£ -1.80	-2.73%
Totals for GLOVES, GAUNTLETS:					£362.60	£302.86		£ -59.74	-19.73%

HERBS

Description	Brand	Pack Size	CPI Unit	Op Unit	CPI Cost	Op Cost	Quantity	Variance	Var (%)
BASIL FRESH	UNBRANDED	10.0% of 1x1kg	£1.35	£1.22	£103.95	£93.94	77	£ -10.01	-10.66%
CHIVES FRESH	UNBRANDED	10.0% of 1x1kg	£1.76	£1.22	£161.46	£112.24	92	£ -49.22	-43.85%
DILL FRESH	UNBRANDED	200.0% of 1x50gr bunch	£1.80	£1.22	£88.20	£59.78	49	£ -28.42	-47.54%
PARSLEY FLAT FRESH	UNBRANDED	1x1bunch	£1.00	£1.22	£155.00	£189.10	155	£ 34.10	18.03%

ROQUETTE FRESH	UNBRANDED	1x1kg	£9.35	£8.07	£490.88	£423.68	52.5	£ -67.20	-15.86%
ROQUETTE WILD FRESH	UNBRANDED	25.0% of 1x1kg	£2.70	£2.23	£178.20	£147.18	66	£ -31.02	-21.08%
SAFFRON FRESH	UNBRANDED	10.0% of 1x10gr	£3.45	£4.05	£51.75	£60.75	15	£ 9.00	14.81%

Totals for HERBS:

£1,229.44 £1,086.67 £ -142.77 -13.14%

KETCHUP, RELISH

Description	Brand	Pack Size	CPI Unit	Op Unit	CPI Cost	Op Cost	Quantity	Variance	Var (%)
BROWN SAUCE	HP	2x4.5kg	£17.04	£17.95	£68.16	£71.80	4	£ 3.64	5.07%
TOMATO KETCHUP	HEINZ	2x2.55kg	£11.21	£14.27	£437.19	£556.53	39	£ 119.34	21.44%
TOMATO KETCHUP RM SVCE JARS	HEINZ	80x39gr	£23.73	£19.04	£94.92	£76.16	4	£ -18.76	-24.63%

Totals for KETCHUP, RELISH:

£600.27 £704.49 £ 104.22 14.79%

MEAT/BACON, PORK

Description	Brand	Pack Size	CPI Unit	Op Unit	CPI Cost	Op Cost	Quantity	Variance	Var (%)
BACON BACK RINDLESS DTCH CHL	UNBRANDED	40.0% of 1x2.5kg	£3.20	£4.40	£795.85	£1,094.63	248.78	£ 298.78	27.30%
BACON BACK RINDLESS SMOKED	UNBRANDED	44.1% of 1x2.27kg	£3.44	£5.83	£54.60	£92.64	15.89	£ 38.04	41.06%
BACON STREAKY RINDLESS FRESH	UNBRANDED	40.0% of 1x2.5kg	£3.49	£4.20	£308.97	£371.83	88.53	£ 62.86	16.90%
PANCETTA FRESH	UNBRANDED	1x1kg	£10.95	£11.75	£142.26	£152.66	12.992	£ 10.39	6.81%
PORK ESCALOPE UK FRESH	UNBRANDED	1x1kg	£6.67	£5.90	£138.73	£122.78	20.81	£ -15.95	-12.99%
PORK FILLET TENDERLOIN UK LD TR	UNBRANDED	1x1kg	£6.75	£8.80	£228.02	£297.26	33.78	£ 69.25	23.30%
PORK LOIN BONELESS RLD UK FRESH	UNBRANDED	1x1kg	£3.83	£3.35	£165.92	£145.12	43.32	£ -20.79	-14.33%

PORK LOIN STEAKS UK FRESH	UNBRANDED	1x1	£0.71	£1.65	£120.70	£280.50	170	£ 159.80	56.97%
PORK MINCED FRESH	UNBRANDED	1x1kg	£2.89	£3.63	£151.59	£190.54	52.49	£ 38.95	20.44%
PORK SHOULDER BONELESS RLD UK	UNBRANDED	1x1kg	£2.75	£2.55	£61.66	£57.17	22.42	£ -4.48	-7.84%

Totals for MEAT/BACON, PORK:

£2,168.29 **£2,805.13** **£ 636.84** **22.70%**

MEAT/BEEF & VEAL

Description	Brand	Pack Size	CPI Unit	Op Unit	CPI Cost	Op Cost	Quantity	Variance	Var (%)
BEEF CHUCK DICED SCOT FRESH	UNBRANDED	1x1kg	£5.50	£5.95	£606.54	£656.17	110.28	£ 49.63	7.56%
BEEF FORE RIB SCOTCH FRESH	UNBRANDED	1x1kg	£8.90	£9.50	£61.05	£65.17	6.86	£ 4.12	6.32%
BEEF MINCED LEAN FRESH	UNBRANDED	1x1kg	£3.70	£3.80	£1,068.08	£1,096.95	288.67	£ 28.87	2.63%
BEEF SIRLOIN STEAKS SP TR	UNBRANDED	20.0% of 5x112gr	£1.93	£1.45	£202.44	£152.25	105	£ -50.19	-32.97%
BEEF STRIPLOIN LDR TRM SCOT	UNBRANDED	19.2% of 1x5. 2kg	£28.10	£19.95	£263.30	£186.93	9.37	£ -76.37	-40.85%
BEEF STROGANOFF STRIPS FRESH	UNBRANDED	50.0% of 1x2kg	£10.86	£10.94	£140.31	£141.34	12.92	£ 1.03	0.73%
BEEF TOPSIDE UK FRESH	UNBRANDED	1x1kg	£5.99	£7.40	£1,057.18	£1,306.03	176.49	£ 248.85	19.05%

Totals for MEAT/BEEF & VEAL:

£3,398.90 **£3,604.83** **£ 205.94** **5.71%**

MEAT/COOKED

Description	Brand	Pack Size	CPI Unit	Op Unit	CPI Cost	Op Cost	Quantity	Variance	Var (%)
CHICKEN SMOKED FRESH	UNBRANDED	1x1kg	£4.02	£4.34	£80.46	£86.87	20.015	£ 6.40	7.37%
HAM GAMMON SLICED FRESH	UNBRANDED	200.0% of 1x500gr	£7.70	£6.60	£117.42	£100.65	15.25	£ -16.78	-16.67%
HAM SLICED 20 SLICES	CHARCUTI	1x800gr	£9.65	£7.56	£221.95	£173.88	23	£ -48.07	-27.65%

HAM SMOKED SHAVED FRESH	UNBRANDED	1x1kg	£4.71	£7.79	£155.43	£257.07	33	£ 101.64	39.54%
PASTRAMI SHAVED FRESH	UNBRANDED	16.7% of 6x500gr	£4.46	£5.00	£222.92	£250.00	50	£ 27.08	10.83%

Totals for MEAT/COOKED: £798.18 £868.47 £ 70.28 8.09%

MEAT/GAMMON, HAM

Description	Brand	Pack Size	CPI Unit	Op Unit	CPI Cost	Op Cost	Quantity	Variance	Var (%)
GAMMON GREEN BONELESS FRESH	UNBRANDED	1x1kg	£3.70	£3.15	£608.43	£517.99	164.44	£ -90.44	-17.46%
GAMMON STEAKS ROUND UK FRESH	UNBRANDED	1x1kg	£5.00	£7.26	£69.30	£100.62	13.86	£ 31.32	31.13%

Totals for MEAT/GAMMON, HAM: £677.73 £618.61 £ -59.12 -9.56%

MEAT/HALAL, KOSHER

Description	Brand	Pack Size	CPI Unit	Op Unit	CPI Cost	Op Cost	Quantity	Variance	Var (%)
BEEF MINCED HALAL FRESH	UNBRANDED	1x1kg	£3.56	£3.80	£70.06	£74.78	19.68	£ 4.72	6.32%
CHICKEN DRUMSTICKS HALAL FSH	UNBRANDED	1x1	£0.30	£0.27	£81.00	£72.90	270	£ -8.10	-11.11%

Totals for MEAT/HALAL, KOSHER: £151.06 £147.68 £ -3.38 -2.29%

MEAT/LAMB & MUTTON

Description	Brand	Pack Size	CPI Unit	Op Unit	CPI Cost	Op Cost	Quantity	Variance	Var (%)
LAMB DICED HOME KILLED FRESH	UNBRANDED	1x1kg	£7.19	£5.44	£1,245.38	£942.26	173.21	£ -303.12	-32.17%
LAMB GIGOT STEAKS BONE IN UK	UNBRANDED	14.2% of 1x1kg	£1.32	£1.75	£59.51	£78.75	45	£ 19.24	24.43%
LAMB LEG BONELESS RLD UK FSH	UNBRANDED	1x1kg	£7.71	£9.95	£67.69	£87.36	8.78	£ 19.67	22.51%
LAMB MINCED HOME KILLED FRSH	UNBRANDED	1x1kg	£2.20	£6.60	£180.91	£543.51	82.35	£ 362.60	66.71%

LAMB SHOULDER BNLS RLD UK	UNBRANDED	1x1kg	£6.83	£9.50	£374.83	£521.36	54.88	£ 146.53	28.11%
---------------------------	-----------	-------	-------	-------	---------	---------	-------	----------	--------

Totals for MEAT/LAMB & MUTTON: £1,928.33 £2,173.24 £ 244.91 11.27%

MEAT/SAUSAGES

Description	Brand	Pack Size	CPI Unit	Op Unit	CPI Cost	Op Cost	Quantity	Variance	Var (%)
SALAMI MILANO FRESH	UNBRANDED	1x1kg	£8.36	£11.44	£67.72	£92.66	8.1	£ 24.95	26.92%
SAUSAGES CHORIZO	UNBRANDED	1x1kg	£6.34	£13.47	£55.16	£117.19	8.7	£ 62.03	52.93%
SAUSAGES CUMBERLAND 6'S	UNBRANDED	110.3% of 1x1. 36kg	£4.28	£4.89	£802.80	£917.34	187.596	£ 114.54	12.49%

Totals for MEAT/SAUSAGES: £925.67 £1,127.20 £ 201.52 17.88%

MILK

Description	Brand	Pack Size	CPI Unit	Op Unit	CPI Cost	Op Cost	Quantity	Variance	Var (%)
MILK SEMI SKIMMED	DAIRYCREST	1x3gal	£6.49	£6.00	£90.86	£84.00	14	£ -6.86	-8.17%
MILK SEMI SKIMMED POLY	DAIRYCREST	1x2ltr	£1.21	£0.91	£566.28	£424.65	468	£ -141.63	-33.35%
MILK SKIMMED	DAIRYCREST	1x2ltr	£0.90	£2.28	£124.20	£314.64	138	£ 190.44	60.53%
MILK WHOLE	DAIRYCREST	1x2ltr	£0.95	£0.91	£87.40	£83.49	92	£ -3.91	-4.68%
SOYA MILK UNSWEETENED ORG	ALPRO	150.0% of 16x500ml	£13.12	£10.99	£223.12	£186.83	17	£ -36.29	-19.43%

Totals for MILK: £1,091.86 £1,093.61 £ 1.75 0.16%

MIXES/BATTER-PUDDING-SPONGE

Description	Brand	Pack Size	CPI Unit	Op Unit	CPI Cost	Op Cost	Quantity	Variance	Var (%)
-------------	-------	-----------	----------	---------	----------	---------	----------	----------	---------

BATTER MIX TEMPURA	UNBRANDED	1x700gr	£3.65	£7.18	£29.20	£57.44	8	£ 28.24	49.16%
--------------------	-----------	---------	-------	-------	--------	--------	---	---------	--------

Totals for MIXES/BATTER-PUDDING- £29.20 £57.44 £ 28.24 49.16%

NAPKINS, SERVIETTES

Description	Brand	Pack Size	CPI Unit	Op Unit	CPI Cost	Op Cost	Quantity	Variance	Var (%)
NAPKINS COLOURED 3PLY 40CM	SWAN	1x1000	£26.20	£19.09	£78.60	£57.27	3	£ -21.33	-37.24%
NAPKINS WHITE 1PLY 33CM	SWAN	1x5000	£13.21	£19.80	£237.78	£356.40	18	£ 118.62	33.28%
NAPKINS WHITE 2PLY 33CM	UNBRANDED	1x2000	£14.13	£15.77	£56.52	£63.08	4	£ 6.56	10.40%

Totals for NAPKINS, SERVIETTES: £372.90 £476.75 £ 103.85 21.78%

NUTS

Description	Brand	Pack Size	CPI Unit	Op Unit	CPI Cost	Op Cost	Quantity	Variance	Var (%)
ALMONDS FLAKED	3663	1x1kg	£7.99	£10.67	£151.81	£202.73	19	£ 50.92	25.12%
ALMONDS GROUND	UNBRANDED	600.0% of 1x1kg	£41.70	£41.32	£132.05	£130.86	3.167	£ -1.19	-0.91%
ALMONDS GROUND	3663	1x3kg	£27.98	£31.40	£83.94	£94.20	3	£ 10.26	10.89%
ALMONDS WHOLE BLANCHED	UNBRANDED	600.0% of 1x1kg	£41.70	£63.00	£27.80	£42.00	0.667	£ 14.20	33.81%
NUTS PECANS IMPERIAL	IMPERIAL	6x1kg	£65.60	£75.21	£43.30	£49.64	0.66	£ 6.34	12.78%
NUTS PISTACHIOS KERNELS	UNBRANDED	6x1kg	£101.70	£98.04	£101.70	£98.04	1	£ -3.66	-3.73%
PINE KERNELS	UNBRANDED	60.0% of 10x1kg	£125.38	£137.62	£189.33	£207.81	1.51	£ 18.48	8.89%
WALNUT PIECES LIGHT	3663	300.0% of 1x1kg	£17.55	£27.04	£263.25	£405.60	15	£ 142.35	35.10%

Totals for NUTS: £993.17 £1,230.87 £ 237.70 19.31%

OILS/FATS- OLIVE, SPECIALITY

Description	Brand	Pack Size	CPI Unit	Op Unit	CPI Cost	Op Cost	Quantity	Variance	Var (%)
OLIVE OIL EXTRA VIRGIN	UNBRANDED	4x5ltr	£73.00	£137.62	£73.00	£137.62	1	£ 64.62	46.96%
OLIVE OIL EXTRA VIRGIN TIN	LA PEDRIZA	4x5ltr	£60.16	£63.03	£180.48	£189.09	3	£ 8.61	4.55%
Totals for OILS/FATS- OLIVE, SPECIALITY:					£253.48	£326.71		£ 73.23	22.41%

PASTES, SPREADS

Description	Brand	Pack Size	CPI Unit	Op Unit	CPI Cost	Op Cost	Quantity	Variance	Var (%)
CHOCOLATE SPREAD NUTELLA	FERRERO	6x750gr	£21.32	£18.47	£85.28	£73.88	4	£ -11.40	-15.43%
PEANUT BUTTER CRUNCHY	SUNPAT	6x227gr	£6.60	£8.80	£132.00	£176.00	20	£ 44.00	25.00%
PEANUT BUTTER SMOOTH	SUNPAT	12x340gr	£17.90	£23.87	£59.61	£79.48	3.33	£ 19.87	25.00%
Totals for PASTES, SPREADS:					£276.89	£329.36		£ 52.47	15.93%

PATISSERIE/BUNS, CROISSANTS

Description	Brand	Pack Size	CPI Unit	Op Unit	CPI Cost	Op Cost	Quantity	Variance	Var (%)
CROISSANTS ALMOND FRZ	BAKEHOUSE	48x95gr	£18.84	£21.96	£169.56	£197.64	9	£ 28.08	14.21%
CROISSANTS AU BEURRE MINI	DELICE	120x25gr	£19.59	£13.56	£274.26	£189.84	14	£ -84.42	-44.47%
CROISSANTS CHOCOLATE UNBKD	UNBRANDED	48x95gr	£23.94	£23.01	£143.64	£138.06	6	£ -5.58	-4.04%
PAIN AU CHOCOLAT MINI	DELICE	120x25gr	£21.37	£16.28	£85.48	£65.12	4	£ -20.36	-31.27%
PAIN AUX RAISINS FRZ	DELICE	45x110gr	£21.55	£18.06	£64.65	£54.18	3	£ -10.47	-19.32%
Totals for PATISSERIE/BUNS, CROISSANTS:					£737.59	£644.84		£ -92.75	-14.38%

PATISSERIE/DANISH PASTRIES

Description	Brand	Pack Size	CPI Unit	Op Unit	CPI Cost	Op Cost	Quantity	Variance	Var (%)
DANISH PASTRIES MINI SEL BKD	UNBRANDED	48x38gr	£22.44	£24.52	£201.96	£220.68	9	£ 18.72	8.48%
Totals for PATISSERIE/DANISH PASTRIES:					£201.96	£220.68		£ 18.72	8.48%

PICKLES

Description	Brand	Pack Size	CPI Unit	Op Unit	CPI Cost	Op Cost	Quantity	Variance	Var (%)
BRANSTON PICKLE SAPPHIRE	C & B	2x2.55kg	£11.04	£14.17	£49.68	£63.76	4.5	£ 14.09	22.09%
GHERKINS	3663	1x2.2kg	£5.34	£6.10	£69.42	£79.30	13	£ 9.88	12.46%
OLIVES BLACK PITTED	UNBRANDED	74.1% of 1x2.7kg	£12.89	£6.30	£567.11	£277.20	44	£ -289.91	-104.59%
OLIVES BLACK PITTED	CRESPO	84.0% of 3x5kg	£19.85	£21.00	£59.55	£63.00	3	£ 3.45	5.48%
OLIVES GREEN PITTED	UNBRANDED	74.1% of 1x2.7kg	£10.74	£6.30	£354.44	£207.90	33	£ -146.54	-70.49%
Totals for PICKLES:					£1,100.20	£691.16		£ -409.04	-59.18%

PLASTIC CUTLERY

Description	Brand	Pack Size	CPI Unit	Op Unit	CPI Cost	Op Cost	Quantity	Variance	Var (%)
FORKS BLACK HEAVYWEIGHT	UNBRANDED	1x1000	£22.72	£21.20	£249.92	£233.20	11	£ -16.72	-7.17%
SPOONS DESSERT BLACK HVYWGHT	UNBRANDED	1x1000	£27.88	£22.91	£334.56	£274.92	12	£ -59.64	-21.69%
Totals for PLASTIC CUTLERY:					£584.48	£508.12		£ -76.36	-15.03%

POTATO, POTATO PRODUCTS

Description	Brand	Pack Size	CPI Unit	Op Unit	CPI Cost	Op Cost	Quantity	Variance	Var (%)
HASH BROWNS FRZ	MCCAIN	800.0% of 1x1kg	£9.84	£13.73	£49.20	£68.65	5	£ 19.45	28.33%
PASTA GNOCCHI FRZ	UNBRANDED	3x2kg	£29.00	£22.96	£232.00	£183.68	8	£ -48.32	-26.31%
POTATO WEDGES SPICY FRZ	MCCAIN	4x2.5kg	£11.01	£14.91	£66.06	£89.46	6	£ 23.40	26.16%
Totals for POTATO, POTATO PRODUCTS:					£347.26	£341.79		£ -5.47	-1.60%

PRESERVES/HONEY, CURD

Description	Brand	Pack Size	CPI Unit	Op Unit	CPI Cost	Op Cost	Quantity	Variance	Var (%)
HONEY CLEAR	CATERITE	600.0% of 1x680gr	£16.98	£22.80	£50.94	£68.40	3	£ 17.46	25.53%
HONEY CLEAR PORTIONS JARS	TIPTREE	72x28gr	£15.83	£18.46	£94.98	£110.76	6	£ 15.78	14.25%
HONEY CLEAR PURE	CATERITE	1x3.17kg	£16.64	£15.90	£49.92	£47.70	3	£ -2.22	-4.65%
HONEY SQUEEZABLE	ROWSE	6x680gr	£18.78	£26.50	£234.56	£330.98	12.49	£ 96.42	29.13%
Totals for PRESERVES/HONEY, CURD:					£430.40	£557.84		£ 127.44	22.85%

PRESERVES/SYRUP, TREACLE

Description	Brand	Pack Size	CPI Unit	Op Unit	CPI Cost	Op Cost	Quantity	Variance	Var (%)
MAPLE SYRUP MEDIUM NO 1	CLARKS	6x665gr	£31.26	£40.50	£72.84	£94.36	2.33	£ 21.52	22.81%
Totals for PRESERVES/SYRUP, TREACLE:					£72.84	£94.36		£ 21.52	22.81%

READY/PASTA & RICE MEALS

Description	Brand	Pack Size	CPI Unit	Op Unit	CPI Cost	Op Cost	Quantity	Variance	Var (%)
TORTELLONI RICOTTA/SPINACH	UNBRANDED	4x2.5kg	£47.05	£53.41	£117.62	£133.52	2.5	£ 15.90	11.91%

Totals for READY/PASTA & RICE MEALS:	£117.62	£133.52	£ 15.90	11.91%
--------------------------------------	---------	---------	---------	--------

READY/SALADS-FRESH, PREPARED

Description	Brand	Pack Size	CPI Unit	Op Unit	CPI Cost	Op Cost	Quantity	Variance	Var (%)
CELERY	UNBRANDED	1x1	£0.60	£0.74	£160.88	£196.84	266	£ 35.96	18.27%
COLESLAW MIX	UNBRANDED	1x2.5kg	£3.63	£3.24	£170.61	£152.28	47	£ -18.33	-12.04%
CUCUMBERS SIZE 12	UNBRANDED	1x12	£8.91	£5.97	£668.25	£447.75	75	£ -220.50	-49.25%
LETTUCE LITTLE GEM	UNBRANDED	1 x twin	£0.95	£0.76	£153.90	£123.12	162	£ -30.78	-25.00%
LETTUCE RADICCHIO	UNBRANDED	1x1kg	£1.28	£1.16	£71.68	£64.96	56	£ -6.72	-10.34%
PEPPERS GREEN	UNBRANDED	500.0% of 1x1kg	£13.50	£9.69	£378.00	£271.32	28	£ -106.68	-39.32%
PEPPERS RED	UNBRANDED	1x1kg	£2.90	£2.27	£237.45	£185.87	81.88	£ -51.58	-27.75%
PEPPERS YELLOW	UNBRANDED	500.0% of 1x1kg	£13.50	£10.97	£351.00	£285.22	26	£ -65.78	-23.06%
SALAD LEAF MIXED EXCLUSIVE	UNBRANDED	44.6% of 2x560gr	£4.29	£2.29	£784.29	£419.07	183	£ -365.22	-87.15%
SPRING ONIONS	UNBRANDED	1x1bunch	£0.54	£0.39	£81.54	£58.89	151	£ -22.65	-38.46%
TOMATOES BEEF	UNBRANDED	1x1kg	£1.49	£1.88	£34.96	£44.10	23.46	£ 9.15	20.74%
TOMATOES CHERRY	UNBRANDED	11.1% of 9x250gr	£0.95	£0.86	£242.06	£220.16	256	£ -21.90	-9.95%
TOMATOES CHERRY YELLOW	UNBRANDED	11.1% of 9x250gr	£1.22	£2.04	£162.88	£273.36	134	£ 110.48	40.41%

TOMATOES MM	UNBRANDED	600.0% of 1x1kg	£8.52	£7.49	£1,030.92	£906.29	121	£ -124.63	-13.75%
TOMATOES PLUM	UNBRANDED	600.0% of 1x1kg	£10.56	£9.62	£168.96	£153.92	16	£ -15.04	-9.77%
TOMATOES VINE PLUM	UNBRANDED	1x1kg	£3.11	£1.99	£177.27	£113.43	57	£ -63.84	-56.28%
WATERCRESS	UNBRANDED	1x1	£1.16	£0.99	£205.32	£175.23	177	£ -30.09	-17.17%
Totals for READY/SALADS-FRESH,					£5,079.97	£4,091.81		£ -988.15	-24.15%

READY/VEGETARIAN DISHES

Description	Brand	Pack Size	CPI Unit	Op Unit	CPI Cost	Op Cost	Quantity	Variance	Var (%)
QUORN MINCE FRZ	QUORN	1000.0% of 1x1kg	£58.20	£69.58	£81.48	£97.41	1.4	£ 15.93	16.36%
SAUSAGES VEGETABLE FRZ	GOODLIFE	30x57gr	£4.15	£6.16	£58.10	£86.24	14	£ 28.14	32.63%
TOFU	UNBRANDED	62.5% of 1x800gr	£3.18	£4.05	£117.48	£149.85	37	£ 32.38	21.60%
Totals for READY/VEGETARIAN DISHES:					£257.06	£333.50		£ 76.45	22.92%

SALAD CREAM, DRESSINGS

Description	Brand	Pack Size	CPI Unit	Op Unit	CPI Cost	Op Cost	Quantity	Variance	Var (%)
SALAD CREAM	HEINZ	2x2.35kg	£8.95	£14.26	£76.07	£121.21	8.5	£ 45.14	37.24%
VINAIGRETTE CLASSIC DRESSING	HELLMANN'S	6x1ltr	£16.75	£18.45	£127.80	£140.76	7.63	£ 12.96	9.21%
Totals for SALAD CREAM, DRESSINGS:					£203.88	£261.97		£ 58.09	22.18%

SALT & PEPPER

Description	Brand	Pack Size	CPI Unit	Op Unit	CPI Cost	Op Cost	Quantity	Variance	Var (%)
-------------	-------	-----------	----------	---------	----------	---------	----------	----------	---------

SALT TABLE	3663	2x6kg	£5.21	£6.95	£31.26	£41.70	6	£ 10.44	25.04%
SEA SALT CRYSTAL	MALDON	12x250gr	£18.53	£24.00	£55.59	£72.00	3	£ 16.41	22.79%
Totals for SALT & PEPPER:					£86.85	£113.70		£ 26.85	23.61%

SAUCE MIXES & STOCK MIXES

Description	Brand	Pack Size	CPI Unit	Op Unit	CPI Cost	Op Cost	Quantity	Variance	Var (%)
DEMI GLACE SAUCE MIX	MAGGI	200.0% of 1x2kg	£27.82	£29.65	£208.65	£222.38	7.5	£ 13.72	6.17%
Totals for SAUCE MIXES & STOCK MIXES:					£208.65	£222.38		£ 13.72	6.17%

SAUCES, MARINADES

Description	Brand	Pack Size	CPI Unit	Op Unit	CPI Cost	Op Cost	Quantity	Variance	Var (%)
BLACK BEAN SAUCE	KNORR	2x2.25ltr	£10.31	£12.12	£46.40	£54.54	4.5	£ 8.14	14.93%
CHILLI SAUCE SWEET DIPPING	BL DRAGON	12x1ltr	£22.95	£25.33	£86.52	£95.49	3.77	£ 8.97	9.40%
HORSERADISH RELISH	COLMANS	2x2ltr	£9.54	£12.89	£42.93	£58.00	4.5	£ 15.08	25.99%
TABASCO SAUCE	MCILHENNY	6x350ml	£35.17	£36.71	£41.85	£43.68	1.19	£ 1.83	4.18%
WORCESTER SAUCE GLASS	LEA PER'NS	50.0% of 12x290ml	£12.28	£17.28	£49.14	£69.12	4	£ 19.98	28.91%
Totals for SAUCES, MARINADES:					£266.84	£320.84		£ 54.00	16.83%

SHELLFISH ETC

Description	Brand	Pack Size	CPI Unit	Op Unit	CPI Cost	Op Cost	Quantity	Variance	Var (%)
CRAB MEAT WHITE FRESH	UNBRANDED	1x454gr	£11.99	£17.50	£35.97	£52.50	3	£ 16.53	31.49%
CRAYFISH TAILS IN BRINE	UNBRANDED	1x900gr	£10.50	£11.25	£315.00	£337.50	30	£ 22.50	6.67%

CRAYFISH TAILS IN BRINE	UNBRANDED	1x1.5kg	£11.95	£23.79	£35.85	£71.37	3	£ 35.52	49.77%
KING PRAWNS PEELED DEVEIN 26-30	UNBRANDED	1x1kg	£10.37	£9.00	£155.55	£135.00	15	£ -20.55	-15.22%
PRAWNS BLACK TIGER 16/20 FRZ	UNBRANDED	1x1kg	£6.10	£7.90	£128.10	£165.90	21	£ 37.80	22.78%
PRAWNS BLACK TIGER RAW PEELD	BRAKE BROS	1x1kg	£6.27	£6.30	£181.83	£182.70	29	£ 0.87	0.48%
SCALLOPS QUEENS FRZ	UNBRANDED	1x1kg	£11.40	£8.90	£68.40	£53.40	6	£ -15.00	-28.09%
SQUID TUBES FRZ	UNBRANDED	1x1kg	£5.90	£4.45	£159.30	£120.15	27	£ -39.15	-32.58%

Totals for SHELLFISH ETC:

£1,080.00 £1,118.52 £ 38.52 3.44%

SNACKS/BISCUITS

Description	Brand	Pack Size	CPI Unit	Op Unit	CPI Cost	Op Cost	Quantity	Variance	Var (%)
CRACKERS FOR CHEESE	JACOBS	120xtwin	£15.63	£16.06	£46.89	£48.18	3	£ 1.29	2.68%

Totals for SNACKS/BISCUITS:

£46.89 £48.18 £ 1.29 2.68%

SNACKS/CRISPS, SNACKS

Description	Brand	Pack Size	CPI Unit	Op Unit	CPI Cost	Op Cost	Quantity	Variance	Var (%)
CRISPS CHEESE & ONION	WALKERS	1x48	£11.07	£13.60	£99.63	£122.40	9	£ 22.77	18.60%
CRISPS LITES ASSORTED	WALKERS	1x48	£11.07	£13.60	£55.35	£68.00	5	£ 12.65	18.60%
CRISPS ORIGINAL	REAL MCCOY	1x36	£12.10	£14.87	£84.70	£104.09	7	£ 19.39	18.63%
CRISPS PRAWN COCKTAIL	WALKERS	1x48	£11.07	£13.60	£77.49	£95.20	7	£ 17.71	18.60%
CRISPS READY SALTED	WALKERS	1x48	£11.07	£13.60	£66.42	£81.60	6	£ 15.18	18.60%
CRISPS ROAST CHICKEN	WALKERS	1x48	£11.07	£13.60	£44.28	£54.40	4	£ 10.12	18.60%
CRISPS SALT & VINEGAR	REAL MCCOY	36x50gr	£12.10	£14.87	£96.80	£118.96	8	£ 22.16	18.63%

CRISPS SALT & VINEGAR	WALKERS	1x48	£11.07	£13.60	£88.56	£108.80	8	£ 20.24	18.60%
CRISPS STEAK FLAME GRILL	REAL MCCOY	36x50gr	£12.10	£14.87	£96.80	£118.96	8	£ 22.16	18.63%
KETTLE CHIPS ASSORTED	KETTLE	12x150gr	£13.24	£15.39	£503.12	£584.82	38	£ 81.70	13.97%
KETTLE CHIPS ASSORTED	KETTLE	18x40gr	£6.33	£7.99	£56.97	£71.91	9	£ 14.94	20.78%
SNACK A JACKS ASSORTED	QUAKER	20x30gr	£7.35	£8.77	£147.00	£175.40	20	£ 28.40	16.19%

Totals for SNACKS/CRISPS, SNACKS:

£1,417.12 £1,704.54 £ 287.42 16.86%

SOFT & CARBONATED DRINKS

Description	Brand	Pack Size	CPI Unit	Op Unit	CPI Cost	Op Cost	Quantity	Variance	Var (%)
COCA COLA CAN	SCHWEPPE	24x330ml	£5.30	£9.44	£68.90	£122.72	13	£ 53.82	43.86%
FLAVOURED WATER ASSORTED	THIS WATER	12x420ml	£9.98	£11.07	£359.28	£398.52	36	£ 39.24	9.85%
LUCOZADE SPORT ORANGE STILL	LUCOZADE	12x500ml	£7.40	£10.33	£103.60	£144.62	14	£ 41.02	28.36%
LUCOZADE SPORT RASPBERRY	LUCOZADE	12x500ml	£7.40	£10.33	£59.20	£82.64	8	£ 23.44	28.36%
MINERAL WATER SPARKLING	HARROGATE	24x500ml	£3.32	£4.34	£222.44	£290.78	67	£ 68.34	23.50%
MINERAL WATER STILL	HARROGATE	24x500ml	£2.58	£4.34	£216.72	£364.56	84	£ 147.84	40.55%
MINERAL WATER STILL GLASS	HARROGATE	12x750ml	£4.96	£5.33	£99.20	£106.60	20	£ 7.40	6.94%
RED BULL ASST	RED BULL	24x250ml	£15.23	£21.60	£60.92	£86.40	4	£ 25.48	29.49%
SPRITE CANS	SCHWEPPE	24x330ml	£5.30	£9.08	£68.90	£118.04	13	£ 49.14	41.63%

Totals for SOFT & CARBONATED DRINKS:

£1,259.16 £1,714.88 £ 455.72 26.57%

SOFT DRINKS/DIET, DIABETIC

Description	Brand	Pack Size	CPI Unit	Op Unit	CPI Cost	Op Cost	Quantity	Variance	Var (%)
COCA COLA DIET CAN	SCHWEPPE	24x330ml	£5.30	£9.44	£68.90	£122.72	13	£ 53.82	43.86%
FANTA ZERO DIET CANS ASSORTED	SCHWEPPE	24x330ml	£5.30	£9.08	£68.90	£118.04	13	£ 49.14	41.63%
SPRITE ZERO DIET CANS	SCHWEPPE	24x330ml	£5.30	£9.08	£47.70	£81.72	9	£ 34.02	41.63%
Totals for SOFT DRINKS/DIET, DIABETIC:					£185.50	£322.48		£ 136.98	42.48%

SPICES & SEASONINGS

Description	Brand	Pack Size	CPI Unit	Op Unit	CPI Cost	Op Cost	Quantity	Variance	Var (%)
COCONUT MILK	UNBRANDED	12x400ml	£9.00	£11.64	£108.00	£139.68	12	£ 31.68	22.68%
COCONUT MILK	BL DRAGON	12x400ml	£6.56	£7.93	£59.04	£71.37	9	£ 12.33	17.28%
VANILLA PODS	UNBRANDED	1x50gr	£10.81	£10.28	£54.05	£51.40	5	£ -2.65	-5.16%
Totals for SPICES & SEASONINGS:					£221.09	£262.45		£ 41.36	15.76%

SUGAR

Description	Brand	Pack Size	CPI Unit	Op Unit	CPI Cost	Op Cost	Quantity	Variance	Var (%)
CASTER SUGAR	UNBRANDED	1x25kg	£27.37	£27.39	£164.22	£164.34	6	£ 0.12	0.07%
CASTER SUGAR	SILVER SPN	250.0% of 10x1kg	£38.15	£22.75	£152.60	£91.00	4	£ -61.60	-67.69%
SUGAR BROWN PERRUCHE	UNBRANDED	8x1kg	£23.52	£18.96	£53.16	£42.84	2.26	£ -10.32	-24.08%
Totals for SUGAR:					£369.98	£298.18		£ -71.80	-24.08%

TEA

Description	Brand	Pack Size	CPI Unit	Op Unit	CPI Cost	Op Cost	Quantity	Variance	Var (%)
TEA BAGS ENGLISH ENVELOPE	TWININGS	6x50	£16.63	£17.45	£83.48	£87.60	5.02	£ 4.12	4.70%
TEA BAGS PEPPERMINT PURE	TWININGS	12x20	£10.71	£18.00	£32.13	£54.00	3	£ 21.87	40.50%
TEA BAGS PYRAMID 1 CUP	PG TIPS	2x1150	£28.73	£43.80	£28.73	£43.80	1	£ 15.07	34.41%
Totals for TEA:					£144.34	£185.40		£ 41.06	22.15%

VEGETABLES/CANNED

Description	Brand	Pack Size	CPI Unit	Op Unit	CPI Cost	Op Cost	Quantity	Variance	Var (%)
ARTICHOKE HEARTS 6/8	FONTINELLA	12x396gr	£19.49	£13.30	£77.96	£53.20	4	£ -24.76	-46.54%
BAKED BEANS IN TOMATO SAUCE	HEINZ	6x2.62kg	£13.26	£16.82	£437.58	£555.06	33	£ 117.48	21.17%
BORLOTTI BEANS	NAPOLINA	6x800gr	£7.58	£8.73	£68.22	£78.57	9	£ 10.35	13.17%
BUTTER BEANS IN WATER	R CROWN	6x2.55kg	£11.48	£13.75	£72.67	£87.04	6.33	£ 14.37	16.51%
CHICK PEAS IN WATER	FORTUNA	6x2.55kg	£11.94	£13.01	£167.16	£182.14	14	£ 14.98	8.22%
KIDNEY BEANS RED	3663	6x2.55kg	£10.80	£11.57	£108.00	£115.70	10	£ 7.70	6.66%
MUSHY PEAS	3663	6x2.6kg	£11.01	£11.75	£62.43	£66.62	5.67	£ 4.20	6.30%
SWEETCORN KERNELS	3663	6x2.1kg	£14.20	£15.53	£42.60	£46.59	3	£ 3.99	8.56%
TOMATOES CHOPPED	3663	6x2.5kg	£9.85	£9.71	£512.20	£504.92	52	£ -7.28	-1.44%
TOMATOES CHOPPED	UNBRANDED	6x2.5kg	£7.44	£11.88	£29.76	£47.52	4	£ 17.76	37.37%
Totals for VEGETABLES/CANNED:					£1,578.58	£1,737.36		£ 158.78	9.14%

VEGETABLES/FRESH

Description	Brand	Pack Size	CPI Unit	Op Unit	CPI Cost	Op Cost	Quantity	Variance	Var (%)
ASPARAGUS EXTRA SELECT	UNBRANDED	1x1kg	£6.74	£10.54	£94.36	£147.56	14	£ 53.20	36.05%
ASPARAGUS JUMBO	UNBRANDED	50.0% of 1x1kg	£3.37	£3.17	£74.14	£69.74	22	£ -4.40	-6.31%
AUBERGINES	UNBRANDED	500.0% of 1x1kg	£9.45	£9.42	£359.10	£357.96	38	£ -1.14	-0.32%
BEANS FINE	UNBRANDED	111.1% of 1x1. 8kg	£10.50	£8.53	£283.50	£230.31	27	£ -53.19	-23.09%
BEANS FRENCH PREP XTRA FINE	UNBRANDED	66.7% of 1x1. 5kg	£7.98	£7.60	£99.69	£95.05	12.5	£ -4.64	-4.88%
BROCCOLI	UNBRANDED	500.0% of 1x1kg	£8.57	£7.46	£385.56	£335.70	45	£ -49.86	-14.85%
CABBAGE RED PREPARED	UNBRANDED	1x2.5kg	£4.35	£4.57	£56.55	£59.41	13	£ 2.86	4.81%
CABBAGE SAVOY	UNBRANDED	500.0% of 1x1kg	£6.11	£5.12	£116.09	£97.28	19	£ -18.81	-19.34%
CABBAGE SPRING GREEN	UNBRANDED	500.0% of 1x1kg	£11.50	£10.22	£92.00	£81.76	8	£ -10.24	-12.52%
CARROTS BABY BUNCH	UNBRANDED	1x1 bunch	£1.89	£1.87	£81.27	£80.41	43	£ -0.86	-1.07%
CARROTS QUARTERED FRESH	UNBRANDED	1x2.5kg	£6.05	£4.29	£139.15	£98.67	23	£ -40.48	-41.03%
CHILLIES RED	UNBRANDED	50.0% of 1x1kg	£3.04	£3.55	£76.00	£88.75	25	£ 12.75	14.37%
CORIANDER	UNBRANDED	1x1bunch	£1.40	£1.22	£103.60	£90.28	74	£ -13.32	-14.75%
CORN ON THE COB MINI FRESH	UNBRANDED	12x1kg	£17.39	£19.29	£42.08	£46.68	2.42	£ 4.60	9.85%
COURGETTES	UNBRANDED	500.0% of 1x1kg	£7.70	£7.53	£354.20	£346.38	46	£ -7.82	-2.26%
CURLY KALE	UNBRANDED	500.0% of 1x1kg	£7.45	£9.27	£74.50	£92.70	10	£ 18.20	19.63%
FENNEL	UNBRANDED	1x1kg	£2.10	£2.00	£116.97	£111.40	55.7	£ -5.57	-5.00%
GARLIC STRING	UNBRANDED	1x1	£7.43	£5.89	£59.44	£47.12	8	£ -12.32	-26.15%

LEEKs	UNBRANDED	500.0% of 1x1kg	£7.70	£7.75	£238.70	£240.25	31	£ 1.55	0.65%
MANGE TOUT	UNBRANDED	1x1kg	£7.92	£4.96	£135.43	£84.82	17.1	£ -50.62	-59.68%
MUSHROOMS BUTTON	UNBRANDED	300.0% of 1x1kg	£12.15	£6.57	£1,822.50	£985.50	150	£ -837.00	-84.93%
MUSHROOMS FLAT	UNBRANDED	180.0% of 1x1kg	£7.45	£4.89	£186.31	£122.25	25	£ -64.06	-52.40%
MUSHROOMS OYSTER GREY	UNBRANDED	150.0% of 1x1kg	£8.10	£9.23	£72.90	£83.07	9	£ 10.17	12.24%
MUSHROOMS PORTABELLO	UNBRANDED	150.0% of 1x1kg	£8.38	£8.31	£58.66	£58.17	7	£ -0.49	-0.84%
MUSHROOMS SHITAKE	UNBRANDED	1x1kg	£10.20	£10.48	£81.63	£83.84	8	£ 2.21	2.63%
OKRA	UNBRANDED	1x1kg	£13.50	£3.57	£175.50	£46.41	13	£ -129.09	-278.15%
ONIONS RED	UNBRANDED	1000.0% of 1x1kg	£7.70	£6.08	£77.00	£60.80	10	£ -16.20	-26.64%
ONIONS SPANISH	UNBRANDED	2000.0% of 1x1kg	£18.80	£22.28	£394.80	£467.88	21	£ 73.08	15.62%
PAK CHOI WHITE	UNBRANDED	1x1kg	£3.58	£2.80	£193.75	£151.54	54.12	£ -42.21	-27.86%
PARSNIPS	UNBRANDED	500.0% of 1x1kg	£5.90	£6.63	£64.90	£72.93	11	£ 8.03	11.01%
PEAS SUGAR SNAP	UNBRANDED	200.0% of 1x1kg	£17.56	£9.69	£105.36	£58.14	6	£ -47.22	-81.22%
POTATOES PEELED	UNBRANDED	1000.0% of 1x1kg	£5.16	£6.47	£41.28	£51.76	8	£ 10.48	20.25%
SPINACH BABY POUSSE EPINARD	UNBRANDED	1x1kg	£8.12	£4.68	£308.56	£177.84	38	£ -130.72	-73.50%
SPINACH PREPARED	UNBRANDED	250.0% of 1x1kg	£23.20	£18.12	£162.40	£126.84	7	£ -35.56	-28.04%
SWEET POTATOES	UNBRANDED	1x1kg	£2.30	£1.81	£63.94	£50.32	27.8	£ -13.62	-27.07%

Totals for VEGETABLES/FRESH:

£6,791.82

£5,399.51

£ -1,392.31

-25.79%

VEGETABLES/FROZEN

Description	Brand	Pack Size	CPI Unit	Op Unit	CPI Cost	Op Cost	Quantity	Variance	Var (%)
CORN COBS BABY WHOLE FRZ	CULINE	24x500gr	£26.56	£31.80	£64.54	£77.27	2.43	£ 12.73	16.48%
PEAS ECONOMY FRZ	3663	4x2.5kg	£8.22	£11.24	£242.49	£331.58	29.5	£ 89.09	26.87%
SWEETCORN FRZ	3663	4x2.5kg	£9.96	£14.31	£288.84	£414.99	29	£ 126.15	30.40%
Totals for VEGETABLES/FROZEN:					£595.87	£823.84		£ 227.97	27.67%

VEGETABLES/PUREED

Description	Brand	Pack Size	CPI Unit	Op Unit	CPI Cost	Op Cost	Quantity	Variance	Var (%)
TOMATO PASTE	UNBRANDED	12x800gr	£10.80	£12.35	£64.80	£74.10	6	£ 9.30	12.55%
Totals for VEGETABLES/PUREED:					£64.80	£74.10		£ 9.30	12.55%

VINEGAR

Description	Brand	Pack Size	CPI Unit	Op Unit	CPI Cost	Op Cost	Quantity	Variance	Var (%)
BALSAMIC VINEGAR	CHALICE	6x2ltr	£29.72	£28.07	£55.58	£52.49	1.87	£ -3.09	-5.88%
WHITE WINE VINEGAR	UNBRANDED	200.0% of 1x5ltr	£26.18	£13.35	£104.72	£53.40	4	£ -51.32	-96.10%
Totals for VINEGAR:					£160.30	£105.89		£ -54.41	-51.38%

398 products listed.

Grand Total	£85,869.9	£84,797.86	£-1072.11	-1.26%
--------------------	------------------	-------------------	------------------	---------------